


Test report no.: <i>Prüfbericht Nr.:</i>	AU21MHNF 001	Order No.: <i>Auftrags-Nr.:</i>	252103853	Page 1 of 8 Seite 1 von 8
Client Reference No.: <i>Kunden-Referenz-Nr.:</i>	622061	Order date: <i>Auftragsdatum:</i>	14-Oct-2021	
Client: <i>Auftraggeber:</i>	WE-EF LIGHTING Pty. Ltd. 6/13 Downard St, Braeside, VIC 3195, AUSTRALIA			
Test item: <i>Prüfgegenstand:</i>	LED Street Light			
Identification/ Type No.: <i>Bezeichnung / Typ-Nr.</i>	187-0042+0013			
Order content: <i>Auftrags-Inhalt:</i>	Lamp Circuit Power (LCP) Measurement			
Test specification: <i>Prüfgrundlage:</i>	Refer to page 2			
Date of sample receipt: <i>Wareneingangsdatum:</i>	04-Oct-2021			
Test sample No: <i>Prüfmuster-Nr.:</i>	A003144752-001 to A003144752-010			
Testing period: <i>Prüfzeitraum:</i>	14-Oct-2021 - 21-Oct-2021			
Place of testing: <i>Ort der Prüfung:</i>	TUV Rheinland Australia Pty Ltd			
Testing laboratory: <i>Prüflaboratorium:</i>	TUV Rheinland Australia Pty Ltd			
Test result*: <i>Prüfergebnis*:</i>	Samples were submitted for measurement only, no compliance limits			
tested by: <i>geprüft von:</i>	authorized by: / <i>genehmigt von:</i>			
Date: 26-Oct-2021 <i>Datum:</i>	Sathvik Varma P. /		Issue Date: 26-Oct-2021 <i>Ausstellungsdatum:</i> Daniel Ngo /	
Position / Stellung:	Expert		Position / Stellung: Expert	
Other / <i>Sonstiges:</i>	- Power consumption measurement at rated voltage for AEMO (Australian Energy Market Operator) at lab condition (Ambient (20±5)°C, Relative Humidity (45–75)%).			
Condition of the test item at delivery: <i>Zustand des Prüfgegenstandes bei Anlieferung:</i>	Test item complete and undamaged			
* Legend:	P(ass) = passed a.m. test specification(s)	F (ail) = failed a.m. test specification(s)	N/A = not applicable	N/T = not tested
* Legende:	P(ass) = entspricht o.g. Prüfgrundlage(n)	F(ail) = entspricht nicht o.g. Prüfgrundlage(n)	N/A = nicht anwendbar	N/T = nicht getestet
<p>This test report only relates to the a. m. test sample. Without permission of the test center this test report is not permitted to be duplicated in extracts. This test report does not entitle to carry any test mark.</p> <p><i>Dieser Prüfbericht bezieht sich nur auf das o.g. Prüfmuster und darf ohne Genehmigung der Prüfstelle nicht auszugsweise vervielfältigt werden. Dieser Bericht berechtigt nicht zur Verwendung eines Prüfzeichens.</i></p>				

Test report no.: AU21MHNF 001

Page 2 of 8
Seite 2 von 8

Remarks

- 1 The equipment used during the specified testing period was calibrated according to our test laboratory calibration program. The equipment fulfils the requirements included in the relevant standards. The traceability of the test equipment used is ensured by compliance with the regulations of our management system. Detailed information regarding test conditions, equipment and measurement uncertainty is available in the test laboratory and could be provided on request.
- 2 As contractually agreed, this document has been signed digitally only. TÜV Rheinland has not verified and unable to verify which legal or other pertaining requirements are applicable for this document. Such verification is within the responsibility of the user of this document. Upon request by its client, TÜV Rheinland can confirm the validity of the digital signature by a separate document. Such request shall be addressed to our Sales department. An environmental fee for such additional service will be charged.
- 3 Test clauses with remark of * are subcontracted to qualified subcontractors and described under the respective test clause in the report.
Deviations of testing specification(s) or customer requirements are listed in specific test clause in the report.
- 4 Reporting of results herein is in accordance with NATA recommendations taking into account U of M.
 - (a) For minimum limits - Where measurement is on the limit or above the limit it is deemed to comply. Where measurement is below the limit it is deemed not to comply.
 - (b) For maximum limits - Where measurement is on the limit or below the limit it is deemed to comply. Where measurement is above the limit it is deemed not to comply.
- 5 For reporting of results the estimated uncertainty for measurement taken into account at 95% confidence level.
- 6 This test report is based on assessment and tests applied to the specific test item(s) as submitted by the client. TÜV Rheinland Australia disclaims any and all responsibility or obligation for any other item.
- 7 LCP test was conducted on 10 fittings as per requested schemes.

History of revision:

N/A

Options/accessories/ancillary equipment:

The equipment was tested without any optional accessory installed. Hence, this report does not cover parameters that are influenced by the installation of optional accessory that might affect safety in the meaning of this standard.

Uncertainty of equipment used:

Equipment	Equipment No.	Range used	Uncertainty	Calibration Due Date
Digital Power Meter Model: WT310	MEL-1464	Voltage: 200V - 300V	±0.2V	12-Apr-2022
		Current: 250mA to 500mA	±0.3mA	
		Power: 115mW – 4.6kW	±2.5%	
		Power Factor: 1	±0.001pf	

Test procedure:

The submitted test samples (consisted of the supplied lamp and control gear combination, if applicable) for the lamp circuit power consumption measurement were placed in a draught free room and at the laboratory condition (Ambient (20±5)°C, Relative Humidity (45–75)%) for 24 hours before and during the measurement.

The test samples were connected to the power source and supplied with voltage and frequency as listed in "TABLE: Power Measurement". The test samples were operated until the conditions of overall temperature equilibrium were established or at least 4 hours in stabilized operation with the supplied sources. Then the total power consumption measurements have been taken by power meter.

Test report no.: AU21MHNF 001

Page 3 of 8
Seite 3 von 8

Product description

1	Product details:	LED Street Light Trademark / Manufacturer: WE-EF Model: 187-0042+0013 Rating: 240Vac 35W; IP67; CCT: 4000K
2	Dimensions/ Weight:	Approx. Length x Width x Depth [mm]: 928 x 42 x 48 Approx. Weight [kg]: 3.25
3	Operating elements:	Built-in LED driver Trademark / Manufacturer: OSRAM Model: OTi DALI 90/220-240/700 D LT2 L Input rating: 220-240Vac; 0/50/60Hz; 250–700mA; 90W; λ : 0.99; ta: -25°C to 50°C; tc: 75°C Output rating: 250Vdc 225mA
4	Equipment / Accessories:	N/A
5	Used materials:	N/A
6	Other:	Test sample(s), as well sample information, description, product details and intended usage was provided by customer.
7	Test sample obtaining:	<input checked="" type="checkbox"/> Sending by customer <input type="checkbox"/> Sampling by TÜV Rheinland Group <input type="checkbox"/> others:

Test report no.: AU21MHNF 001

Page 4 of 8
 Seite 4 von 8


TABLE: Power Measurement

	Test Item	Supplied Voltage (V)	Frequency (Hz)	Measured Input Power (W)	Measured Input Current (mA)	Power Factor
1	187-0042+0013	250.09	50	33.775	150.12	0.8996
2	187-0042+0013	250.05	50	33.808	150.49	0.8984
3	187-0042+0013	250.11	50	33.645	150.09	0.8963
4	187-0042+0013	250.03	50	33.712	150.10	0.8982
5	187-0042+0013	250.04	50	33.860	150.91	0.8974
6	187-0042+0013	250.09	50	33.876	150.44	0.9004
7	187-0042+0013	250.13	50	33.871	150.79	0.8980
8	187-0042+0013	250.12	50	33.740	150.22	0.8980
9	187-0042+0013	250.07	50	33.800	150.43	0.8985
10	187-0042+0013	250.08	50	34.110	151.77	0.8987
Average		250.081	50	33.8197	150.536	0.89835

Test report no.: AU21MHNF 001

Page 5 of 8
Seite 5 von 8

Marking



Rating label

Test report no.: AU21MHNF 001

Page 6 of 8
Seite 6 von 8

Photo documentation



Product overview




Product overview


Test report no.: AU21MHNF 001

Page 7 of 8
Seite 7 von 8

Photo documentation



Product overview



LED compartment

Photo documentation



LED driver



Internal construction overview

End of test report