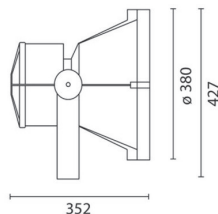


Last information update: October 2018

**Medium body spotlight with bracket - Warm White - ST1.2 optic****Product code**

EH40

Technical description

Outdoor luminaire with direct light street optic for increased visual comfort (G6), designed to use LED lamps. Painted die-cast aluminium body fitted with a 4 mm thick tempered sodium-calcium closing glass, secured to the frame. The optical assembly and the pole attachment system are made of EN1706AC 46100LF aluminium alloy, subjected to a multi-step, pre-treatment process, in which the main phases are degreasing, fluorozirconation (a protective surface film) and sealing (with a nano-structured silane layer). The painting stage consists of a primer and a liquid acrylic paint, cured at 150 °C, with a high level of weather resistance. The optical assembly is also fitted with a silicone sealed closing glass at the front to guarantee it is watertight and liquids cannot penetrate it. The frame has special slots for rainwater drainage. The luminaire is fitted with a double cable gland (M24x1,5) for pass-through wiring. MaxiWoody can be tilted on the vertical plane thanks to a bracket with a 10° step graduated scale, fitted with mechanical blocks that guarantee stable light beam aiming. Horizontal aiming is performed using a plate secured to the ground with slots and screw holes. Thanks to a decompression valve, access to the optical assembly is easy as it eliminates the internal vacuum. All the components are positioned on a single plate using captive screws so extraordinary maintenance is extremely rapid. The patented Optismart optic system comes complete with a power monochrome Neutral White LED circuit and silver aluminium reflectors. DALI electronic control gear. Midnight mode (100%-70%) or Bi-energy operation without external programming. Personalised Midnight programmable, fixed dimming, compatibility with flux regulators, via a special programming interface. Replaceable control gear. There is no light dispersion into the upper hemisphere above this luminaire in the horizontal position (in conformity with the strictest standards for the prevention of light pollution). All external screws are made of stainless steel.

Installation

The luminaire can be floor, ceiling or wall-mounted using a support bracket that can be secured with screw anchors (Fisher type or similar) for concrete, cement and solid brick or various other available accessories. It can also be MultiWoody and Citywoody pole-mounted.

Dimension (mm)

Ø380x352

Colour

Grey (15)

Weight (Kg)

10.85

Mounting

wall arm|ground surface|wall surface

Wiring

Control gear complete with DALI dimmable electronic ballast (220÷240V ac 50/60Hz) and quick-coupling terminals. Overvoltage protection: 10KV Common Mode and 6KV Differential Mode.

Notes

Dimming button option (PUSH DIM): for this option consult the instructions included in the package.

Complies with EN60598-1 and pertinent regulations



IK08

IP67

**Product configuration: EH40****Product characteristics**

Total lighting output [Lm]: 5880
 Total power [W]: 56.8
 Luminous efficacy [Lm/W]: 103.5
 Life Time: 100,000h - L90 - B10 (Ta 25°C)
 Life Time: 100,000h - L80 - B10 (Ta 40°C)
 Number of optical assemblies: 1

Total luminous flux at or above an angle of 90° [Lm]: 0
 Emergency luminous flux [Lm]: /
 Voltage [V]: -
 Life Time: 44,000h - L90 - B10 (Ta 40°C)
 Ambient temperature range: from -20°C to +35°C. (*)

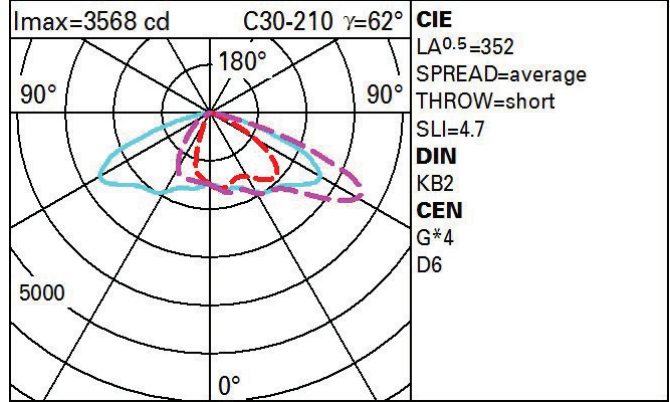
* Preliminary data

Optical assembly Characteristics Type 1

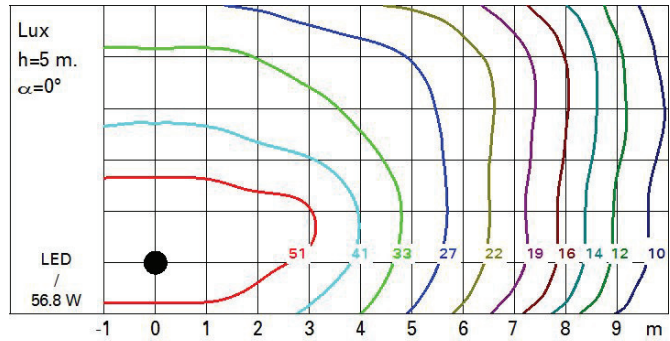
Light Output Ratio (L.O.R.) [%]: 100
 Lamp code: LED
 ZVEI Code: LED
 Nominal power [W]: /
 Nominal luminous [Lm]: /
 Lamp maximum intensity [cd]: /
 Beam angle [°]: /

Number of lamps for optical assembly: 1
 Socket: /
 Ballast losses [W]: 5.8
 Colour temperature [K]: 3000
 CRI: 70
 Wavelength [Nm]: /
 MacAdam Step: 5

Polar



Isolux



Utilisation factors

