| | | | |
|---|---|---|---|
| **Test Report No.:**<br>*Prüfbericht - Nr.:* | **50097255 001** | **Page 1 of 7**<br>Seite 1 von 7 | |
| **Client:**<br>*Auftraggeber:* | **Aldridge Traffic Systems**<br>12 Leeds Street, Rhodes, NSW 2138, Australia | | |
| **Test item:**<br>*Gegenstand der Prüfung:* | **COMO series 30W LED Street Light** | | |
| **Identification:**<br>*Bezeichnung:* | **CM-30W** | **Serial No.:**<br>Serien-Nr.: | **N/A** |
| **Receipt No.:**<br>*Wareneingangs-Nr.:* | **1113009786** | **Date of receipt:**<br>Eingangsdatum: | **2017-08-10** |
| **Condition of test item at delivery:**<br>*Zustand des Prüfgegenstandes bei Anlieferung:* | **Production sample** | | |
| **Testing location:**<br>*Prüfort:* | **TÜV Rheinland Australia Pty. Ltd.**<br>182 Dougharty Road, Heidelberg West, VIC 3081, Australia | | |
| **Test specification:**<br>*Prüfgrundlage:* | - | | |
| **Test Result:**<br>*Prüfergebnis:* | **The item was supplied for results only with no compliance limits.**<br>Das Objekt wurde nur für Ergebnisse geliefert, ohne Konformitätsgrenzen. | | |
| **Testing Laboratory/**<br>*Prüflaboratorium:* | **TÜV Rheinland Australia Pty. Ltd.**<br>182 Dougharty Road, Heidelberg West, VIC 3081, Australia | | |

| **Compiled by/** zusammengestellt: | | | **Reviewed by/***kontrolliert:* | | |
|---|---|---|---|---|---|
| 04-Sep-2017 | Daniel Ngo/<br>Test Engineer | | 04-Sep-2017 | Grant Li/<br>Reviewer | |
| **Date**<br>*Datum* | **Name/Position**<br>*Name/Stellung* | **Signature**<br>*Unterschrift* | **Date**<br>*Datum* | **Name/Position**<br>*Name/Stellung* | **Signature**<br>*Unterschrift* |

**Other Aspects/** Sonstiges:

- Power consumption measurement at rated voltage for AEMO (Australian Energy Market Operator) at lab condition (Ambient (20±5)°C, Relative Humidity (45–75)%).

| *Abkürzungen:* | | | | *Abbreviations:* | | | |
|---|---|---|---|---|---|---|---|
| | *P(ass)* | = | *entspricht Prüfgrundlage* | | *P(ass)* | = | *passed* |
| | *F(ail)* | = | *entspricht nicht Prüfgrundlage* | | *F(ail)* | = | *failed* |
| | *N/A* | = | *nicht anwendbar* | | *N/A* | = | *not applicable* |
| | *N/T* | = | *nicht getestet* | | *N/T* | = | *not tested* |

**This test report relates to the a. m. test sample. Without permission of the test center this test report is not permitted to be duplicated in extracts. This test report does not entitle to carry any safety mark on this or similar products.**

Dieser Prüfbericht bezieht sich nur auf das o.g. Prüfmuster und darf ohne Genehmigung der Prüfstelle nicht auszugsweise vervielfältigt werden. Dieser Bericht berechtigt nicht zur Verwendung eines Prüfzeichens.



Accredited for compliance with ISO/IEC 17025
**Technical Competence**

ilac-MRA NATA
ACCREDITATION No. 1700

## Test Report

**General remarks:**

1. This report shall not be reproduced, except in full.
2. Details in test data / test plan no. 1113009786
3. Reporting of results herein is in accordance with NATA recommendations taking into account U of M.
(a) For minimum limits - Where measurement is on the limit or above the limit it is deemed to comply. Where measurement is below the limit it is deemed not to comply.
(b) For maximum limits - Where measurement is on the limit or below the limit it is deemed to comply. Where measurement is above the limit it is deemed not to comply.
4. For reporting of results the estimated uncertainty for measurement taken into account at 95% confidence level.
5. This test report is based on assessment and tests applied to the specific test item(s) as submitted by the client.
6. TÜV Rheinland Australia disclaims any and all responsibility or obligation for any other item.
7. LCP test was conducted on 10 fittings per requested schemes.

**Description of the test item:**

Test items are branded: **Aldridge Traffic Systems**

Model / type number: CM-30W; Rating: 240VAC, 50Hz, 30W, IP66, IK 08, Class I. Lamp control gear: Mean Well; Model Number: HLG-40H-36B; Input: 100-240VAC, 0.43A, 50/60Hz; Output: +36VDC, 1.12A; Rating: $t_a$: 60°C, $t_c$: 80°C, IP67.

**Options/accessories/ancillary equipment:**

The equipment was tested without any optional accessory installed. Hence, this report does not cover parameters that are influenced by the installation of optional accessory that might affect safety in the meaning of this standard.

**Uncertainty of equipment used:**

| Equipment | Equipment No. | Range used | Uncertainty (%) | Calibration Due Date |
|---|---|---|---|---|
| Digital Power Meter<br>Model: WT130 | MEL-1400 | Voltage: 1.5V-600V | ±0.4 | 19-Oct-2017 |
| | | Current: 20A | ±0.5 | |
| | | Power: 100W | ±0.5 | |
| | | Power Factor: 0.8 - 1 | ±0.8 | |

**Test procedure:**

The submitted test samples (consisted of the supplied lamp and control gear combination, if applicable) for the lamp circuit power consumption measurement were placed in a draught free room and at the laboratory condition (Ambient (20±5)°C, Relative Humidity (45–75)%) for 24 hours before and during the measurement.

The test samples were connected to the power source and supplied with voltage and frequency as listed in “TABLE: Power Measurement”. The test samples were operated until the conditions of overall temperature equilibrium were established or at least 4 hours in stabilized operation with the supplied sources. Then the total power consumption measurements have been taken by power meter.

| | Test Item | Supplied Voltage (V) | Frequency (Hz) | Measured Power (W) | Measured Current (mA) | Power Factor |
|---|---|---|---|---|---|---|
| 1 | CM-30W 240VAC | 220 | 50 | 29.436 | 136.62 | 0.979 |
| | | 230 | 50 | 29.425 | 130.87 | 0.977 |
| | | 240 | 50 | 29.448 | 125.84 | 0.974 |
| 2 | CM-30W 240VAC | 220 | 50 | 29.607 | 137.51 | 0.979 |
| | | 230 | 50 | 29.610 | 131.77 | 0.977 |
| | | 240 | 50 | 29.640 | 126.75 | 0.974 |
| 3 | CM-30W 240VAC | 220 | 50 | 29.750 | 137.87 | 0.980 |
| | | 230 | 50 | 29.766 | 132.24 | 0.978 |
| | | 240 | 50 | 29.771 | 127.09 | 0.976 |
| 4 | CM-30W 240VAC | 220 | 50 | 29.604 | 137.35 | 0.979 |
| | | 230 | 50 | 29.628 | 131.81 | 0.977 |
| | | 240 | 50 | 29.622 | 126.91 | 0.972 |
| 5 | CM-30W 240VAC | 220 | 50 | 29.772 | 138.03 | 0.980 |
| | | 230 | 50 | 29.803 | 132.48 | 0.978 |
| | | 240 | 50 | 29.827 | 127.37 | 0.975 |
| 6 | CM-30W 240VAC | 220 | 50 | 28.855 | 133.92 | 0.980 |
| | | 230 | 50 | 28.897 | 128.54 | 0.978 |
| | | 240 | 50 | 28.897 | 123.59 | 0.974 |
| 7 | CM-30W 240VAC | 220 | 50 | 29.473 | 136.86 | 0.979 |
| | | 230 | 50 | 29.514 | 131.31 | 0.977 |
| | | 240 | 50 | 29.499 | 126.13 | 0.975 |
| 8 | CM-30W 240VAC | 220 | 50 | 29.056 | 135.07 | 0.979 |
| | | 230 | 50 | 29.235 | 130.07 | 0.977 |
| | | 240 | 50 | 29.280 | 125.04 | 0.975 |
| 9 | CM-30W 240VAC | 220 | 50 | 29.517 | 137.02 | 0.979 |
| | | 230 | 50 | 29.543 | 131.52 | 0.976 |
| | | 240 | 50 | 29.564 | 126.54 | 0.974 |

| | | | | | | |
|---|---|---|---|---|---|---|
| 10 | CM-30W<br>240VAC | 220 | 50 | 29.483 | 136.66 | 0.980 |
| | | 230 | 50 | 29.471 | 131.00 | 0.977 |
| | | 240 | 50 | 29.477 | 126.02 | 0.975 |

## Marking

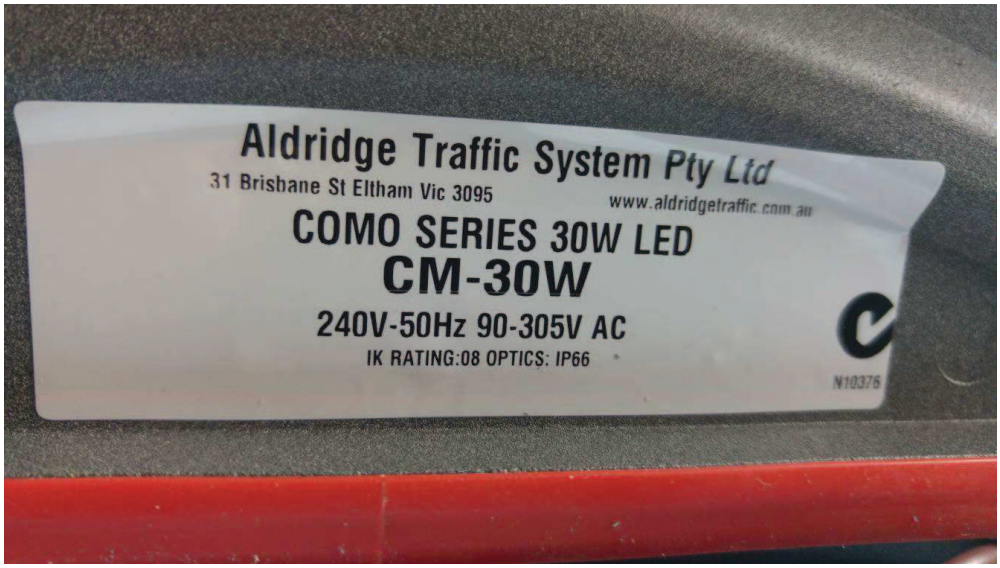


Rating Label

LED Driver Label

# Photos



Front View



Back View



LEDs Overview

Sample Overview

**End of the Test Report**