

FRC B2M PROCESS FLOWS SEQUENCE DIAGRAMS

FOR THE SA AND WA GAS RETAIL MARKETS

VERSION: 3.7
EFFECTIVE DATE: 10 February 2020

VERSION RELEASE HISTORY

Version	Date	Author(s)	Changes and comments
0.1	30/9/03	D Bone	Create shell
0.2	1/10/03	S. Jovanoski	Updated with Process Maps and Sequence Diagrams
0.3	2/10/03	S. Jovanoski	Updated with feedback from LogicaCMG
1.0	3/10/03	S. Jovanoski	Update with feedback from LogicaCMG and consistency checks
2.0	19/11/03	S Jovanoski, Z Gemmell, M Decker	Updated to incorporate: <ul style="list-style-type: none"> • Amendments included in 24 October 2003 version of RMR; • Amendments included in BS C1.5 and ICD V1.5 • Internal review; • Participant feedback on version 1.0. Added process flows for Balancing, Allocation and Reconciliation (BAR)
2.01	1/12/03	Z Gemmell	Updated to incorporate comments received from Alinta Sales and Alinta Networks in response to v2.0
2.9	19/1/04	Z Gemmell	Updated to incorporate: <ul style="list-style-type: none"> • Comments received at the Quality Workshop (held 4&5 December 2003); • Participant feedback on version 2.01 • Amendments included in version 3.0 of the RMR; and • Internal review.
3.0	7/5/04	Z Gemmell	Updated to incorporate: <ul style="list-style-type: none"> • Amendments included in version 4.0C of the RMR; and • Amendments included in version 3.0 of the Interface Control Document
3.1	1/6/05	REMC	Updated to reflect amendments incorporated in RMR V5.0.
3.2	15/11/05	REMC	Updated to reflect amendments incorporated in RMR V5.2: <ul style="list-style-type: none"> • Update of number of business days for processing permanent removal requests (R6); and • New flow chart for BAR calculation suspension process.
3.3	17/11/05	REMC	Addition of RF(B2M)- BAR 14 Recalculation of Gas Day Results
3.4	15/08/2011	L.Mills (AEMO)	Generic documentation changes, including the addition of a preamble for the document to be applicable in the SA and WA gas retail markets.
3.5	31 October 2016	C Sambaoa (CGI) and D McGowan (AEMO)	Update for transition to AEMO
3.6	8 August 2019	N Datar	Updated for IN012/17 Update to Deregistered MORN Status Created new diagram PF(B2M) – R6.1 for South Australia from existing PF(B2M) – R6 which is now for Western Australia only. SD(B2M) – R11 is now for Western Australia only
3.7	10 February 2020	N Datar	Updated for IN006/17 SA RMP Harmonisation



CONTENTS

1.	INTRODUCTION	6
2.	AEMO REGISTRY	7
2.1.	PF(B2M) - R1.1 Transfer (Move-in)	8
2.2.	PF(B2M) - R1.2: Transfer (Non Move-in) (Objection Process Not Shown)	9
2.3.	PF(B2M) - R1.3: Transfer (Non-Move-In) Objection	10
2.4.	PF(B2M) - R1.4: Transfer (Non-Move-In) Objection Withdrawal	11
2.5.	PF(B2M) - R2: Change of Standing Data	12
2.6.	PF(B2M) - R3: New Connection	13
2.7.	PF(B2M) - R4: Disconnection	14
2.8.	PF(B2M) - R5: Reconnection	15
2.9.	PF(B2M) - R6.1: Permanent Removal (South Australia)	16
2.10.	PF(B2M) - R6: Permanent Removal (Western Australia)	17
2.11.	PF(B2M) - R7: Error Correction of Transfer (No Objection)	18
2.12.	PF(B2M) - R8: Error Correction for Permanent Removal or New Connection	19
3.	BALANCING AND RECONCILIATION (BAR)	20
3.1.	PF(B2M) - BAR1: Shipper Register	21
3.2.	PF(B2M) – BAR2: Allocation Instructions	22
3.3.	PF(B2M) – BAR3: Before The Start Of The Gas Day (Western Australia)	23
3.4.	PF(B2M) – BAR4: Before The Start Of The Gas Day (South Australia)	24
3.5.	PF(B2M) – BAR5: During The Gas Day (Western Australia) (Hourly)	25
3.6.	PF(B2M) – BAR6: During The Gas Day (South Australia) (Hourly)	26
3.7.	PF(B2M) – BAR7: Allocation	27
3.8.	PF(B2M) – BAR8.1: Reconciliation (WA)	28
3.9.	PF(B2M) – BAR8.2: Reconciliation (SA)	29
3.10.	PF(B2M) – BAR9.1: Deemed Injections (WA)	30
3.11.	PF(B2M) – BAR9.2: Deemed Injections (SA)	31
3.12.	PF(B2M) - BAR10: Delivery Point Apportionment (WA)	32
3.13.	PF(B2M) - BAR11: Calculating Swing Service (WA)	33
3.14.	PF(B2M) - BAR12: Off-Market Swing Service Procurement (WA)	34
3.15.	PF(B2M) - BAR13: Allocating Swing Service (WA)	35
3.16.	PF(B2M) - BAR14: BAR (Suspension and) Recalculation of Gas Day Results (WA)	36
4.1.	DATABASES	37
4.1.	PF(B2M) - DB1: Request for Bulk Standing Data (By Current User)	38
4.2.	PF(B2M) - DB2: AEMO To Provide Historical Standing Data	39
4.3.	PF(B2M) - DB3: Keeping Network Operator Databases Accurate	40
5.	METERING	41
5.1.	PF(B2M) - M1: Provision of Metering Data for Basic-Metered Delivery Points	42
5.2.	PF(B2M) - M2: Provision of Metering Data for Interval-Metered Delivery Points	43
5.3.	PF(B2M) - M3: Provision Of Gate-Point Metering Data	44

5.4. PF(B2M) - M4: Determination of Whether Interval-Meter Should be at Site	45
5.5. PF(B2M) - M5: Determination of Whether Delivery Point can be Converted to Basic-Metered Delivery Point	46
APPENDIX A SEQUENCE DIAGRAMS	47
5.6. SD(B2M) - R1: Transfer (Move-In) Clean End To End	48
5.7. SD(B2M) - R3: Transfer (Non-Move-In) Objection	50
5.8. SD(B2M) - R4: Transfer (Non-Move-In) Objection Withdrawal	51
5.9. SD(B2M) - R5: Transfer (Non-Move-In) Objection Multiple Withdrawals	52
5.10. SD(B2M) - R6: Change of Standing Data (Single/Bulk)	53
5.11. SD(B2M) - R7: New Connection	54
5.12. SD(B2M) - R8: Disconnection (Clean)	55
5.13. SD(B2M) - R9: Reconnection (Clean)	56
5.14. SD(B2M) - R10: Permanent Removal (Clean)	57
5.15. SD(B2M) - R11: Permanent Removal (Fail To Get Read) (Western Australia Only)	58
5.16. SD(B2M) - R12: Error Correction For Permanent Removal	59
5.17. SD(B2M) - R13: Error Correction For New Connection	60
5.18. SD(B2M) - R14: Error Correction Of Transfer With Objection Received From Network Operator	61
5.19. SD(B2M) - BAR2: Allocation Instructions	62
5.20. SD(B2M) - BAR3: Shipper Register	63
5.21. SD(B2M) - DB1: Keeping Network Operator Databases Accurate	64
5.22. SD(B2M) - DB2: Provision Of Metering Data For Basic-Metered Delivery Points	65
5.23. SD(B2M) - DB3: Provision Of Metering Data For Interval-Metered Delivery Points	66
5.24. SD(B2M) - DB4: Provision Of Gate-Point Metering Data	67
5.25. SD(B2M) - DB5: Above 10 TJ Determination (WA only)	68
5.26. SD(B2M) - DB6: Below 10 TJ Determination (WA only)	69
5.27. SD(B2M) - DB7: Request For Bulk Standing Data	70
5.28. SD(B2M) - DB8: Request For Historical Standing Data (Clean)	71

1. INTRODUCTION

The Business-to-Market (B2M) process flow charts contained in this document have been developed and updated as a working aid to assist the implementation of the South Australia and Western Australia Gas Retail Markets (SA/WA markets). They use the 'swimming lane' style and show the business process flow(s) between market participants, including links to and from B2B process flows.

When reading and using this document, please note the following:

1. The process flow charts are designed to complement, but not replace, the following source documents:
 - Retail Market Procedures (RMP);
 - Business Specification;
 - Interface Control Document (ICD).

The latest approved versions of these documents are published on AEMO's website.

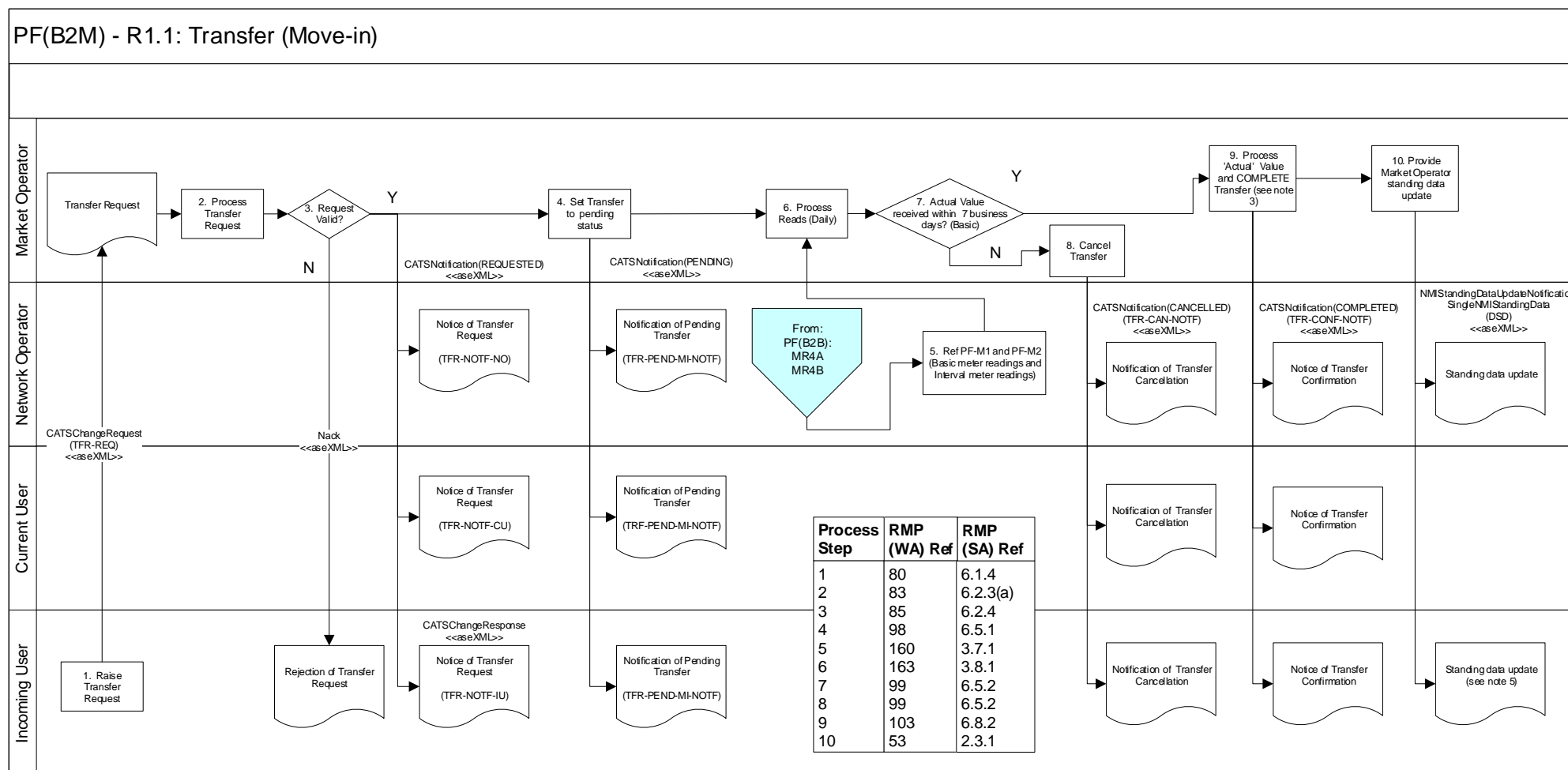
2. While a reasonable effort has been made to ensure that these process flow charts are consistent with the RMP and the ICD, there may be differences between the process flow charts and the source reference documents. If there is a difference, the RMP and the ICD take precedence.
3. The process flow charts are not designed to aid the development of the B2B requirements for the SA/WA markets. The B2B process flows are provided separately in AEMO's Information Pack and cross reference the B2M process flows.
4. The process flow charts are designed to, where possible, aid the identification of the necessary transactions between market participants. The following information is provided, where known:
 - Victorian Gas Market physical transaction name;
 - ICD logical transaction name;
 - Medium type eg aseXML, manual notice;
 - RMP clause reference(s).
5. The process steps within individual businesses are indicative only and do not necessarily identify all required process steps nor do they mandate the use of a particular process.
6. The drawing conventions used for these diagrams are as follows:
 - (a) Multiple flow arrows exiting from a process step indicate two or more independent process flows that occur following the step. If a flow is conditional that condition will be noted on the flow arrow.
 - (b) Alternative flows are indicated by a decision box containing a question.
7. The process flow charts are supported by sequence diagrams in Appendix A; where applicable.
8. The document has been divided into logical components reflecting the RMP and ICD structures:
 - AEMO Registry
 - Balancing and Reconciliation (BAR)
 - Databases
 - Metering
 - Appendix A – Sequence Diagrams.
9. Related Documents are in the table below (the latest versions are available on the AEMO website):

Ref	Artefact Name	Responsible Party or Authors
1	<i>Retail Market Procedures</i>	AEMO
2	Business Specification	AEMO
3	Interface Control Document	AEMO

2. AEMO REGISTRY

AEMO Registry

2.1. PF(B2M) - R1.1 Transfer (Move-in)

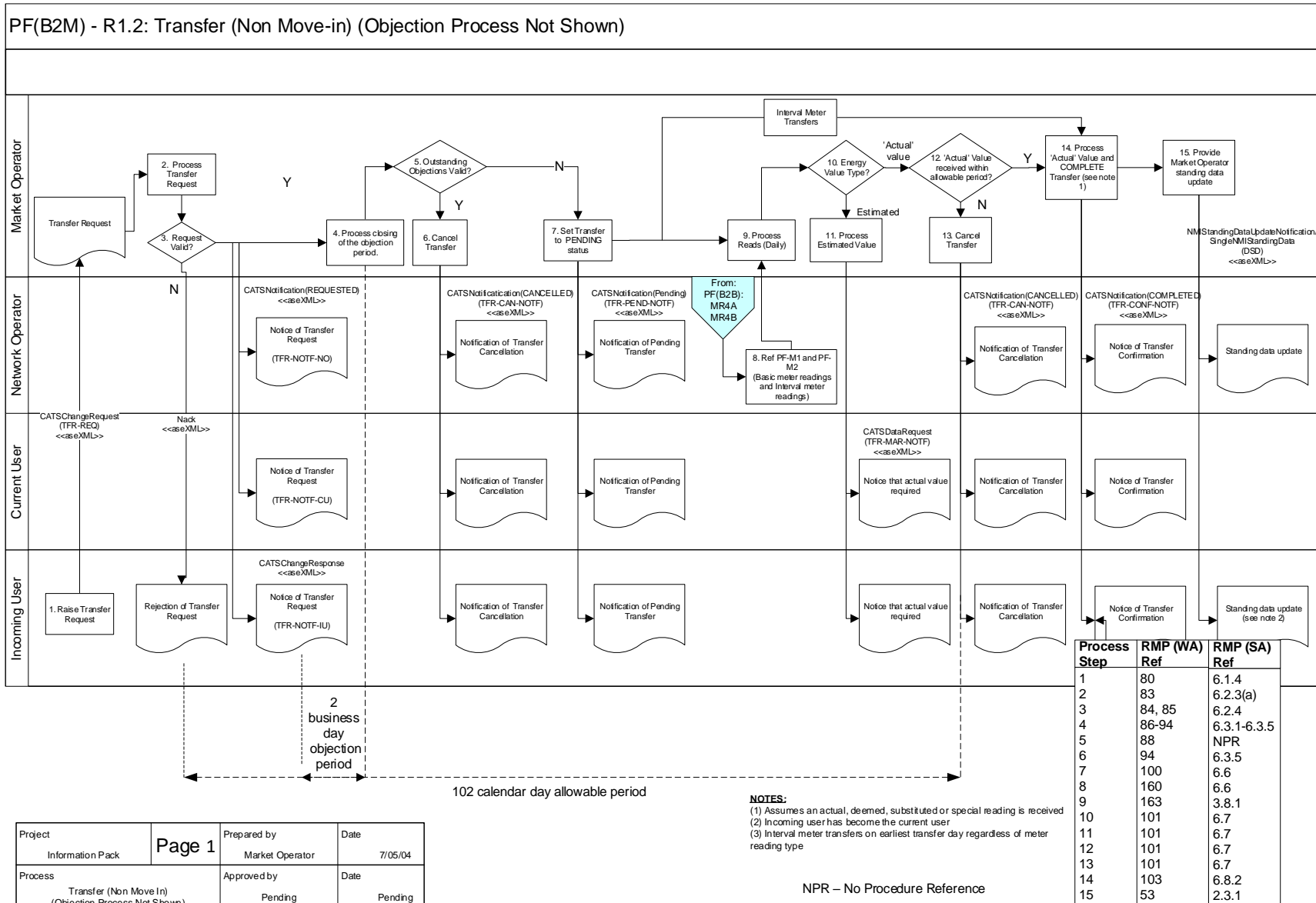


Project Information Pack	Page 1	Prepared by Market Operator	Date 7/05/04
Process Transfer (Move In)		Approved by Pending	Date Pending

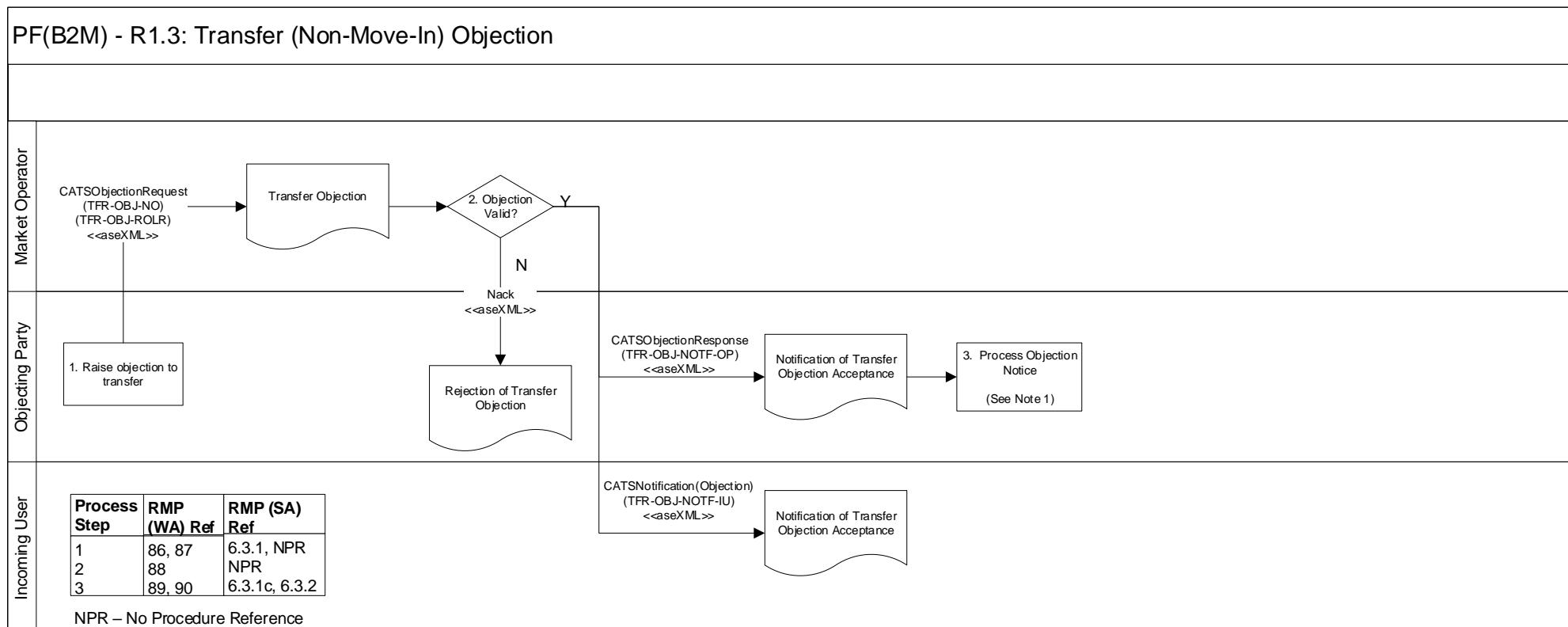
NOTES:

- (1) Assumes no transfer withdrawal.
- (2) Assumes meter reading received is valid (i.e. does not show meter read validation process)
- (3) Assumes an actual, deemed, substituted or special reading is received
- (4) Assumes Network Operator does not send a NACK on CATSNotification
- (5) Incoming user has become the current user

2.2. PF(B2M) - R1.2: Transfer (Non Move-in) (Objection Process Not Shown)



2.3. PF(B2M) - R1.3: Transfer (Non-Move-In) Objection

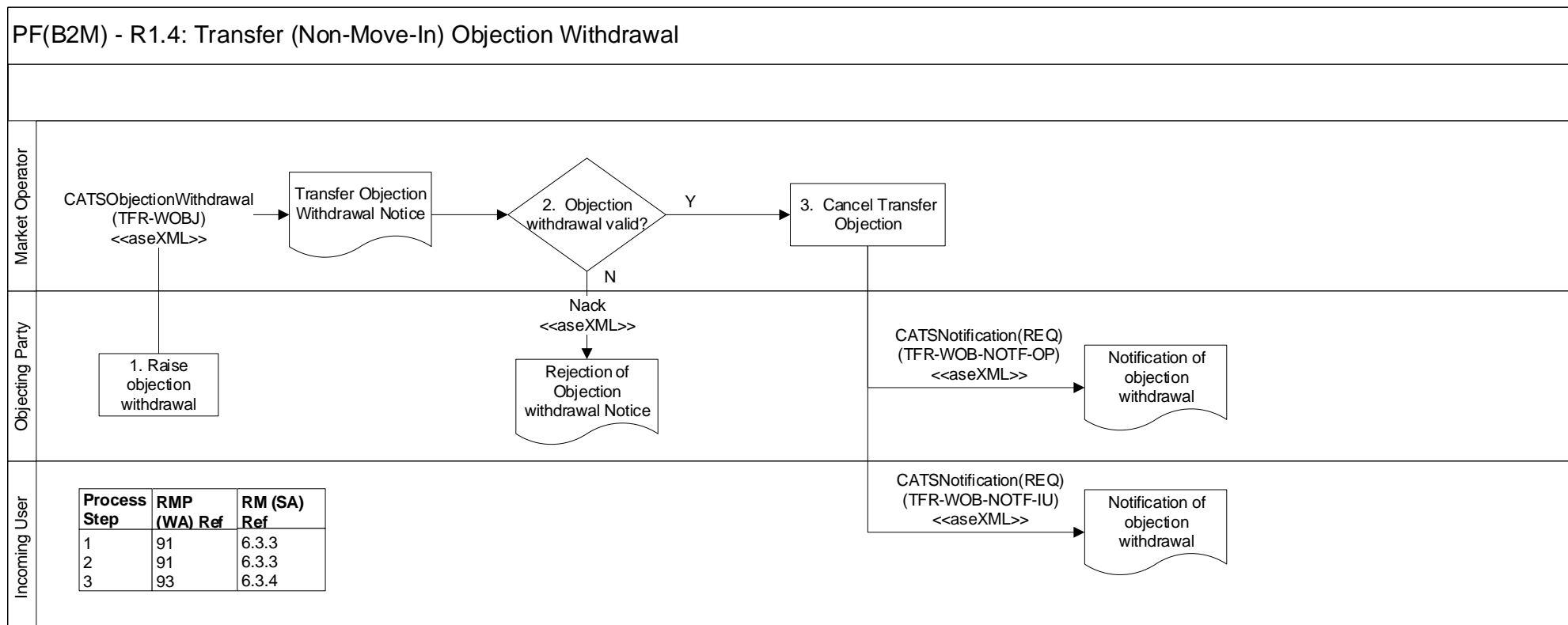


Project	Page 1	Prepared by	Date
Information Pack		Market Operator	7/05/04
Process		Approved by	Date
Transfer (Non-Move-In) Objection		Pending	Pending

NOTES:

(1) "Process Objection Notice" leads into the "Transfer Objection Withdrawal" process.

2.4. PF(B2M) - R1.4: Transfer (Non-Move-In) Objection Withdrawal



Project Information Pack	Page 1	Prepared by Market Operator	Date 7/05/04
Process Transfer (Non-Move-In) Objection Withdrawal		Approved by Pending	Date Pending

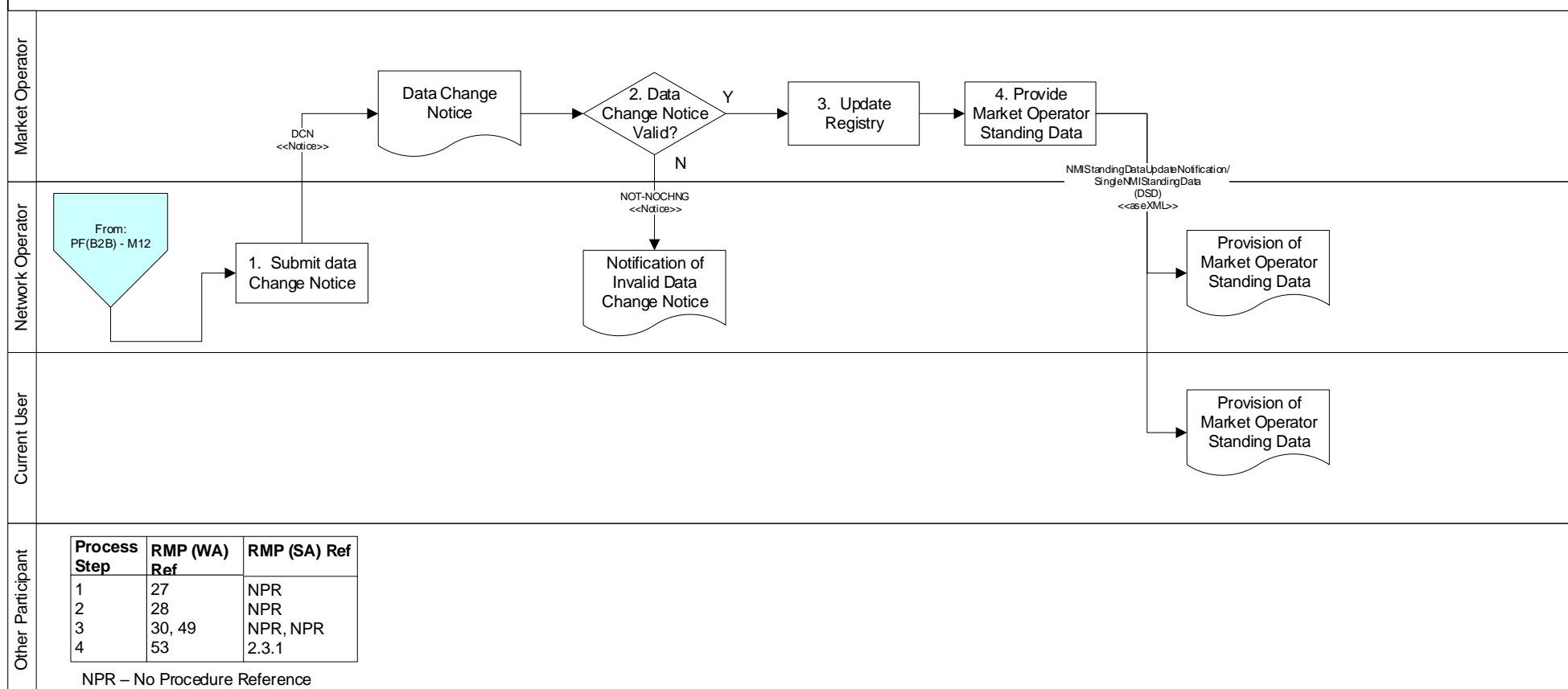
NOTES:

(1) In the event of multiple objections, the physical transaction at Step 3 may be CATSNotification(OBJ) or CATSNotification(PEN)

2.5. PF(B2M) - R2: Change of Standing Data

PF(B2M) - R2: Change of Standing Data

Network Operator is the source of the data, therefore no objection period applies.

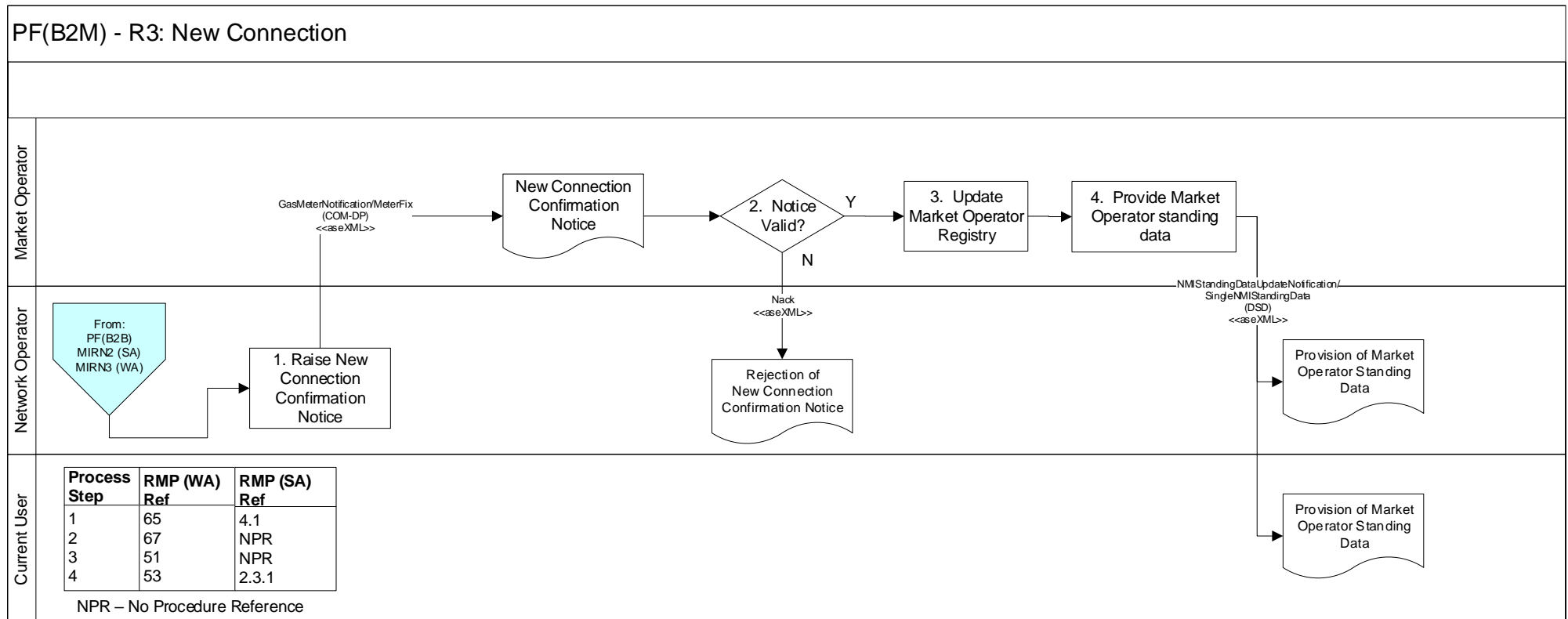


Project Information Pack	Page 1	Prepared by Market Operator	Date 7/05/04
Process Change of Standing Data (Initiated by Network Operator)		Approved by Pending	Date Pending

NOTES:

(1) Process flow does not show the process for multiple data change transactions.

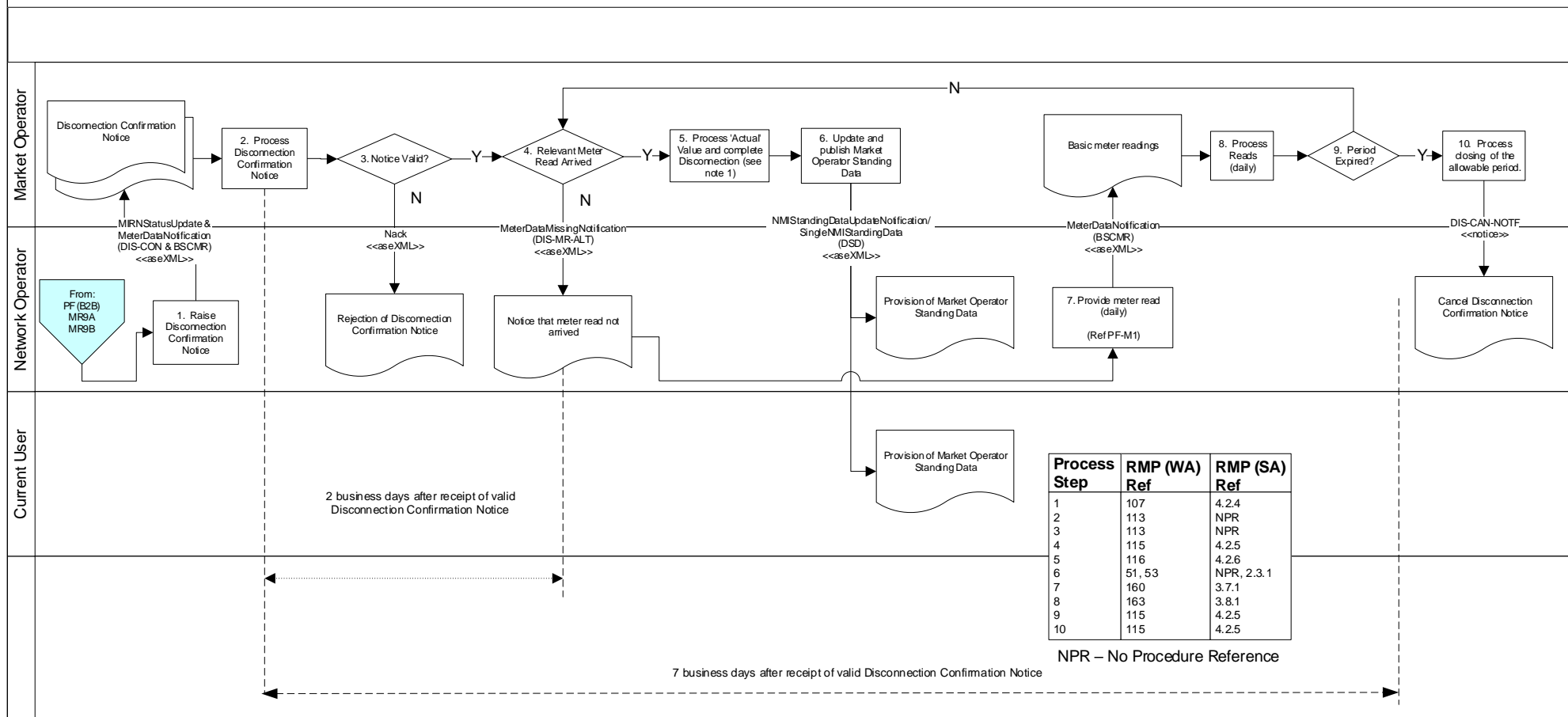
2.6. PF(B2M) - R3: New Connection



Project Information Pack	Page 1	Prepared by Market Operator	Date 7/05/04
Process New Connection		Approved by Pending	Date Pending

2.7. PF(B2M) - R4: Disconnection

PF(B2M) - R4: Disconnection (Basic metered site)



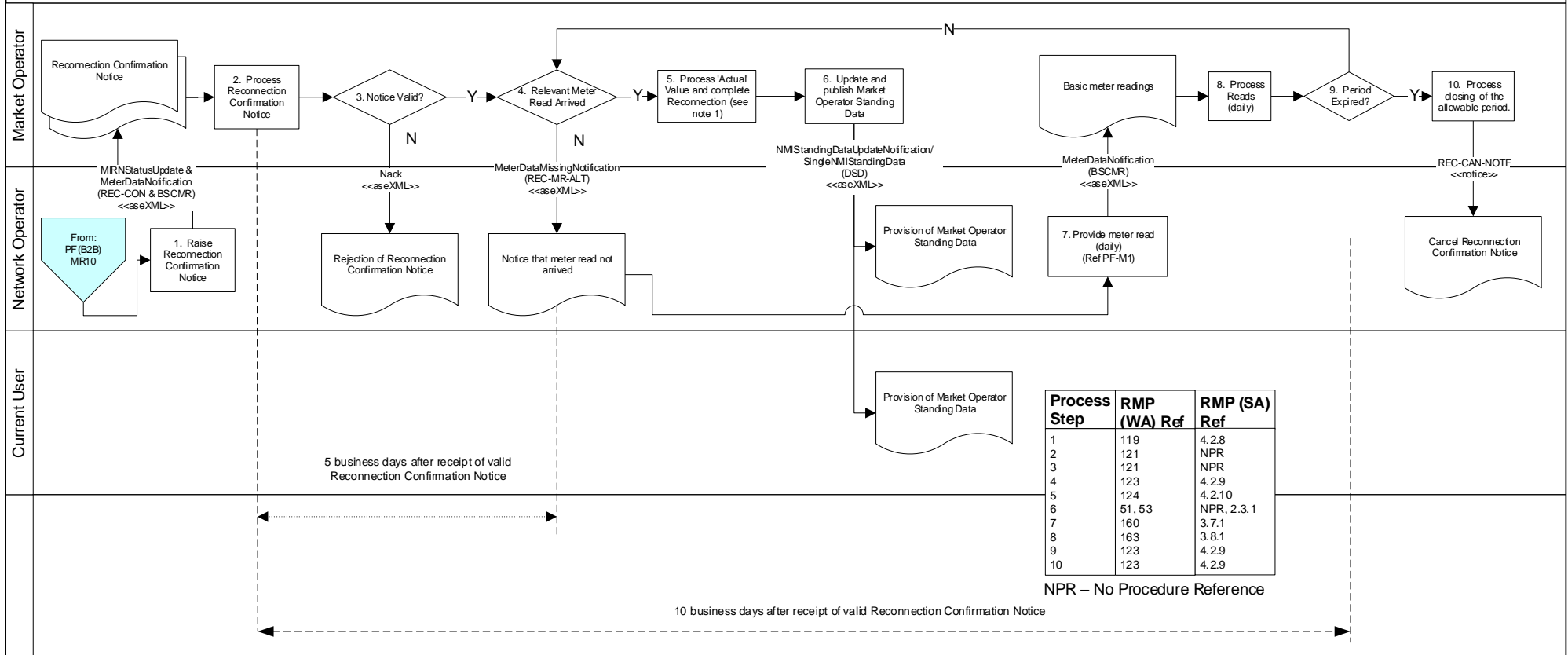
NOTES:

- (1) Assumes an actual, estimated, or substituted meter reading is received.
- (2) Same process applies for interval meters, where the only change is the type of meter reading provided at step 7.
- (3) Assumes no other transactions (e.g. reconnection) are in progress

Project Information Pack	Page 1	Prepared by Market Operator	Date 7/05/04
Process Disconnection (Basic Metered Site)		Approved by Pending	Date Pending

2.8. PF(B2M) - R5: Reconnection

PF(B2M) - R5: Reconnection (Basic metered site)



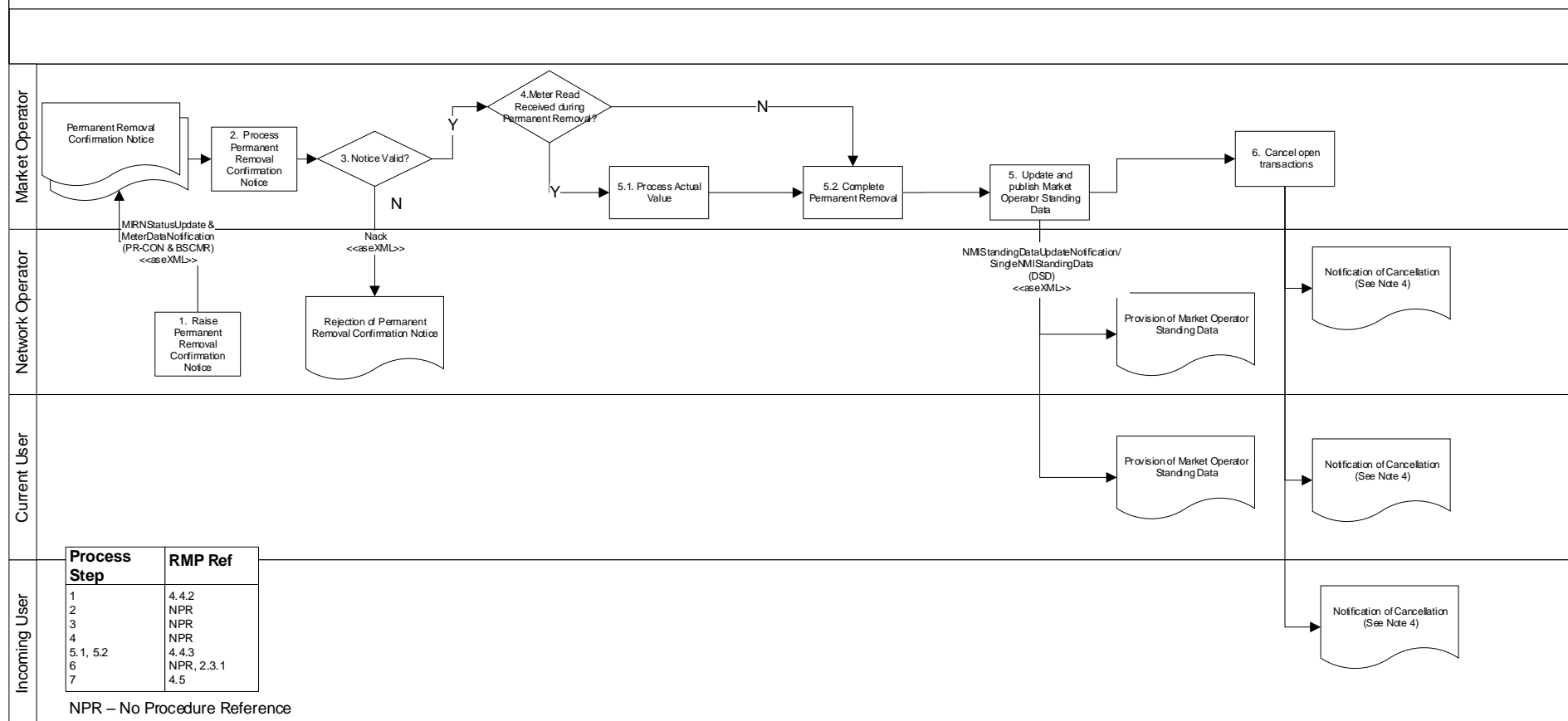
NOTES:

- (1) Assumes an actual, estimated, or substituted meter reading is received.
- (2) Same process applies for interval meters, where the only change is the type of meter reading provided at step 7.
- (3) Assumes no other transactions (e.g. disconnection) are in progress.

Project	Page 1	Prepared by	Date
Information Pack		Market Operator	7/05/04
Process		Approved by	Date
Reconnection (Basic Metered Site)		Pending	Pending

2.9. PF(B2M) - R6.1: Permanent Removal (South Australia)

PF(B2M) - R6.1: Permanent Removal (MIRN Deregistered)(Basic metered site)



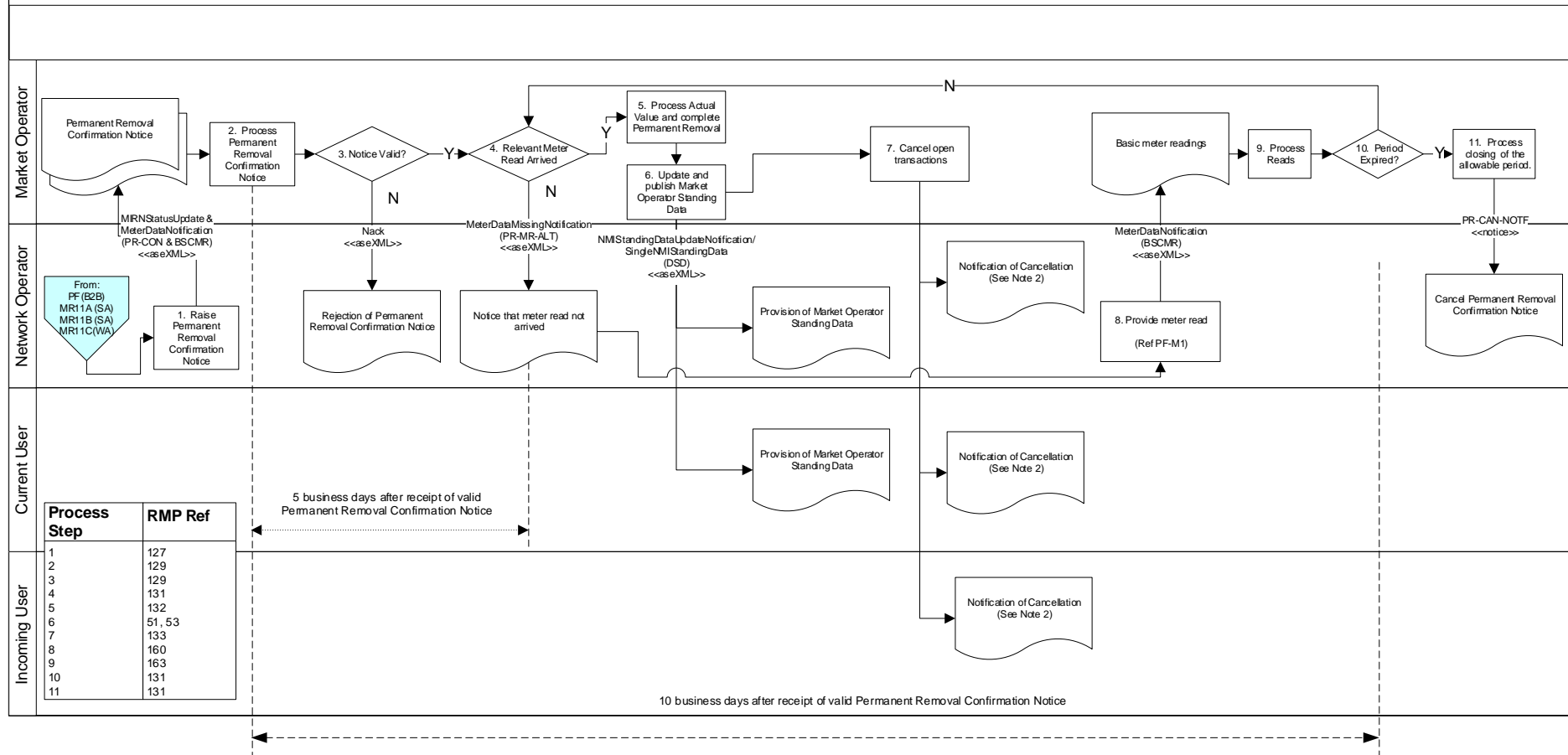
NOTES:

- (1) Does not include meter read validation process.
- (2) Network Operator's internal processes to ensure a final meter read is provided to AEMO and User if not already provided
- (3) Future AEMO system change to ensure deregistration only allowed after decommission
- (4) Cancellation types:
 - (i) CATSNotification(CANCELLED); TFR-CAN-NOTF; aseXML;
 - (ii) CATSNotification(CANCELLED); ECNET-CAN-NOTF; aseXML;

Project Information Pack	Page 1	Prepared by Market Operator	Date 14/09/2005
Process Permanent Removal (Basic Metered Site)		Approved by Pending	Date Pending

2.10. PF(B2M) - R6: Permanent Removal (Western Australia)

PF(B2M) - R6: Permanent Removal (MIRN Deregistered)(Basic metered site)

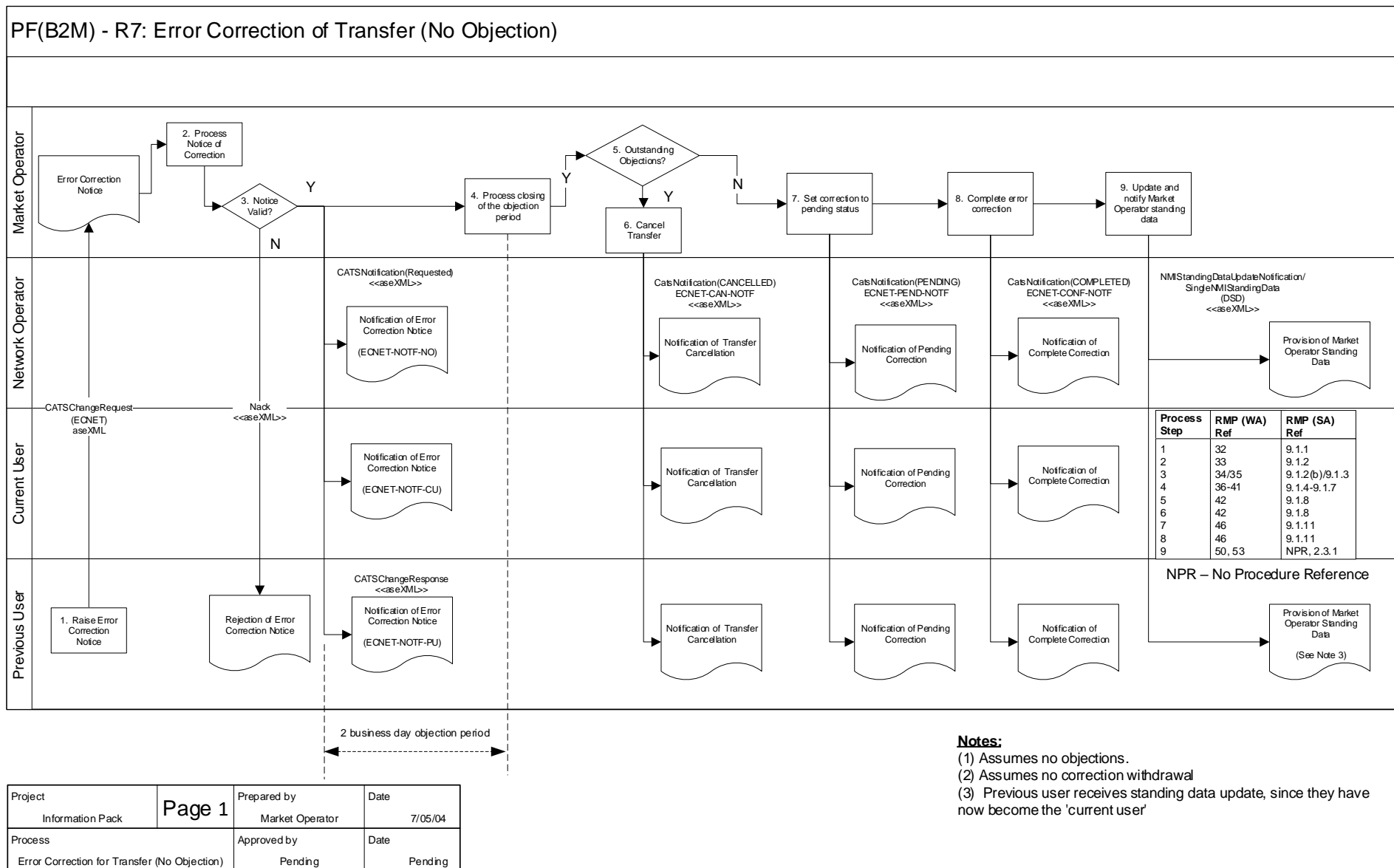


Project	Page 1	Prepared by	Date
Information Pack		Market Operator	14/09/2005
Process		Approved by	Date
Permanent Removal (Basic Metered Site)		Pending	Pending

NOTES:

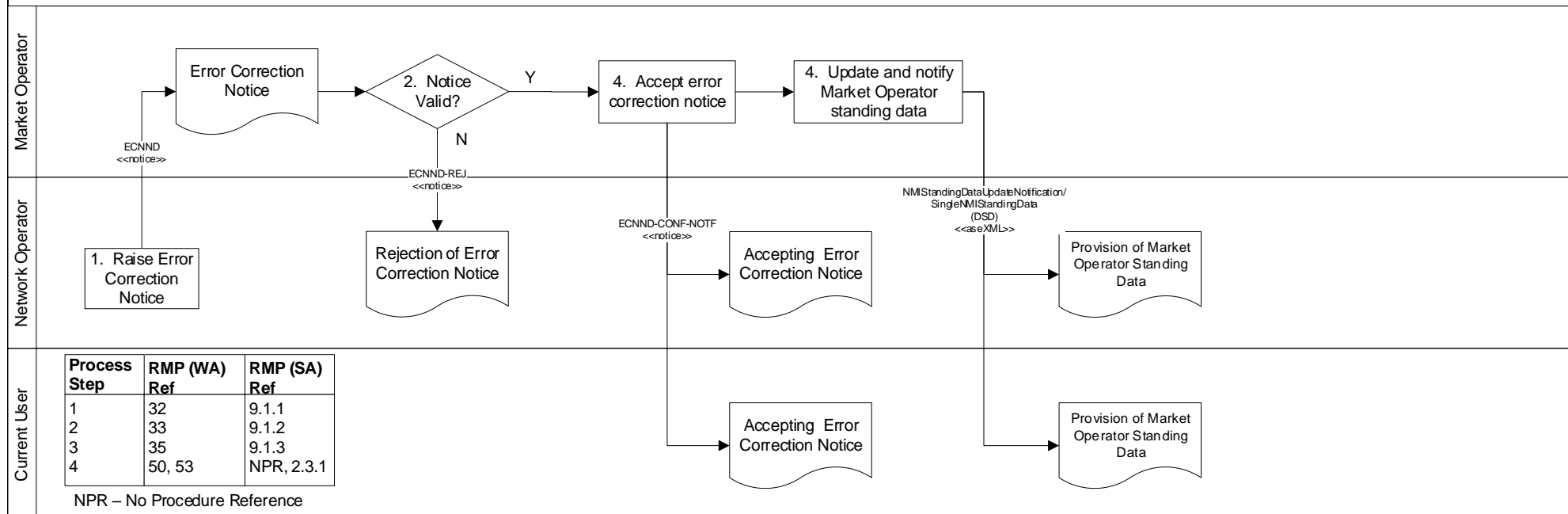
- (1) Does not include meter read validation process.
- (2) Four cancellation types:
 - (i) CATSNotification(CANCELLED); TFR-CAN-NOTF; aseXML;
 - (ii) CATSNotification(CANCELLED); ECNET-CAN-NOTF; aseXML;
 - (iii) DIS-CAN-NOTF; Notice;
 - (iv) REC-CAN-NOTF; Notice.

2.11. PF(B2M) - R7: Error Correction of Transfer (No Objection)



2.12. PF(B2M) - R8: Error Correction for Permanent Removal or New Connection

PF(B2M) - R8: Error Correction for Permanent Removal or New Connection



NOTES:

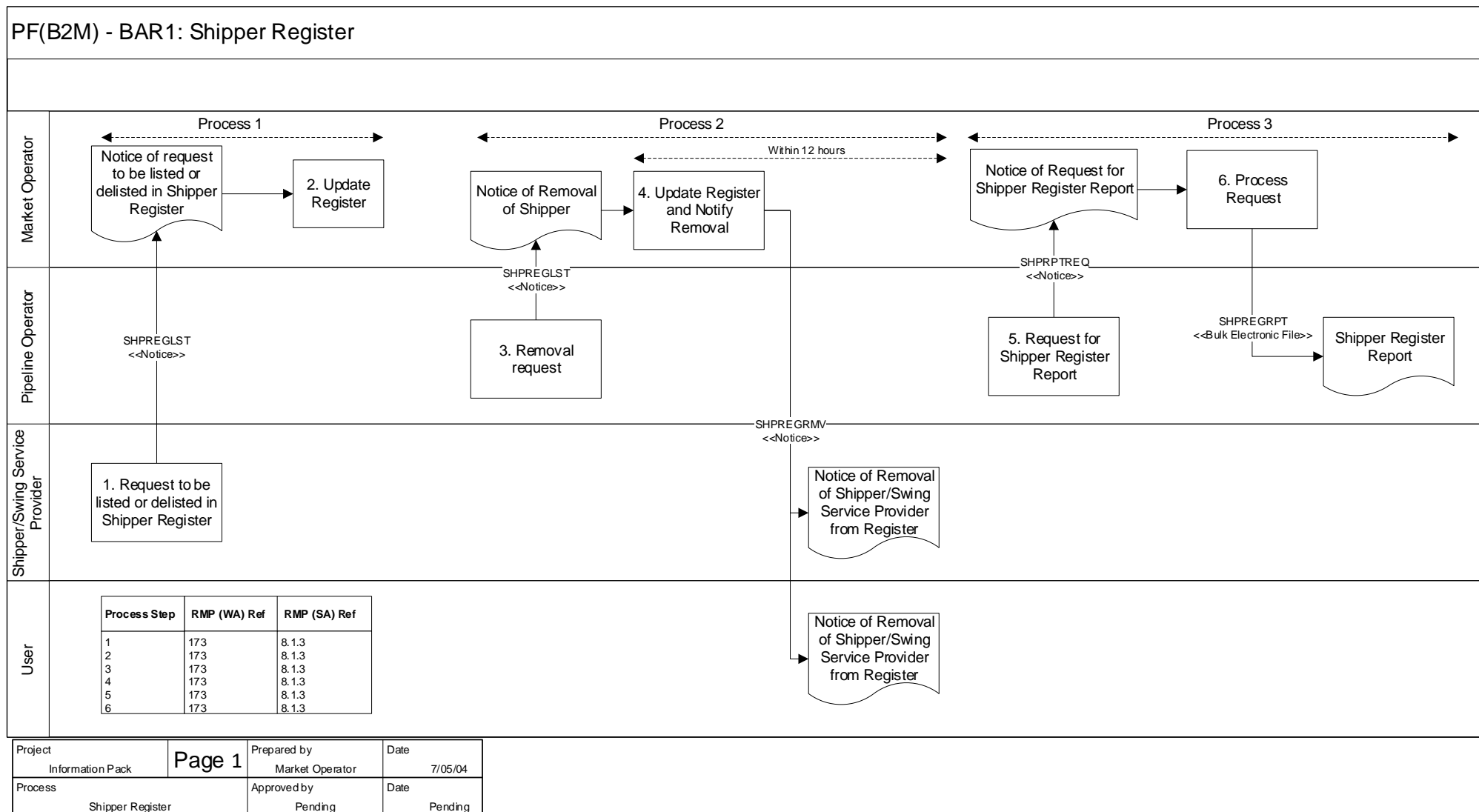
- (1) Initiated by Network Operator via GRMS Operations Staff.
- (2) Correction withdrawal process not shown.

Project Information Pack	Page 1	Prepared by Market Operator	Date 7/05/04
Process Error Correction for Permanent Removal or New Connection		Approved by Pending	Date Pending

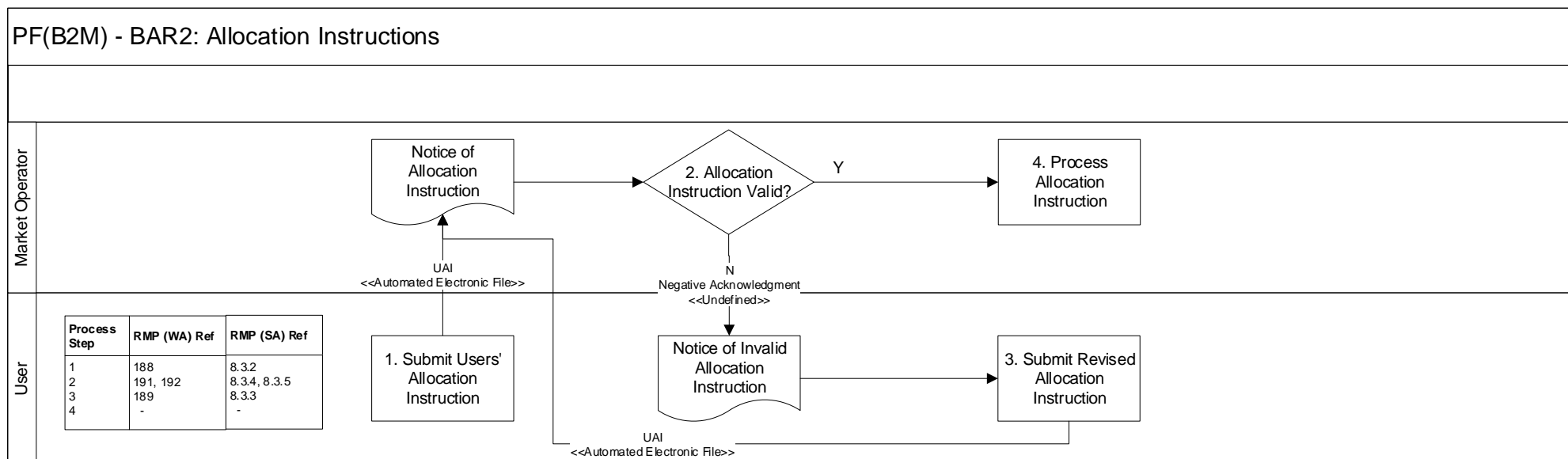
3. BALANCING AND RECONCILIATION (BAR)

Balancing And Reconciliation

3.1. PF(B2M) - BAR1: Shipper Register



3.2. PF(B2M) – BAR2: Allocation Instructions

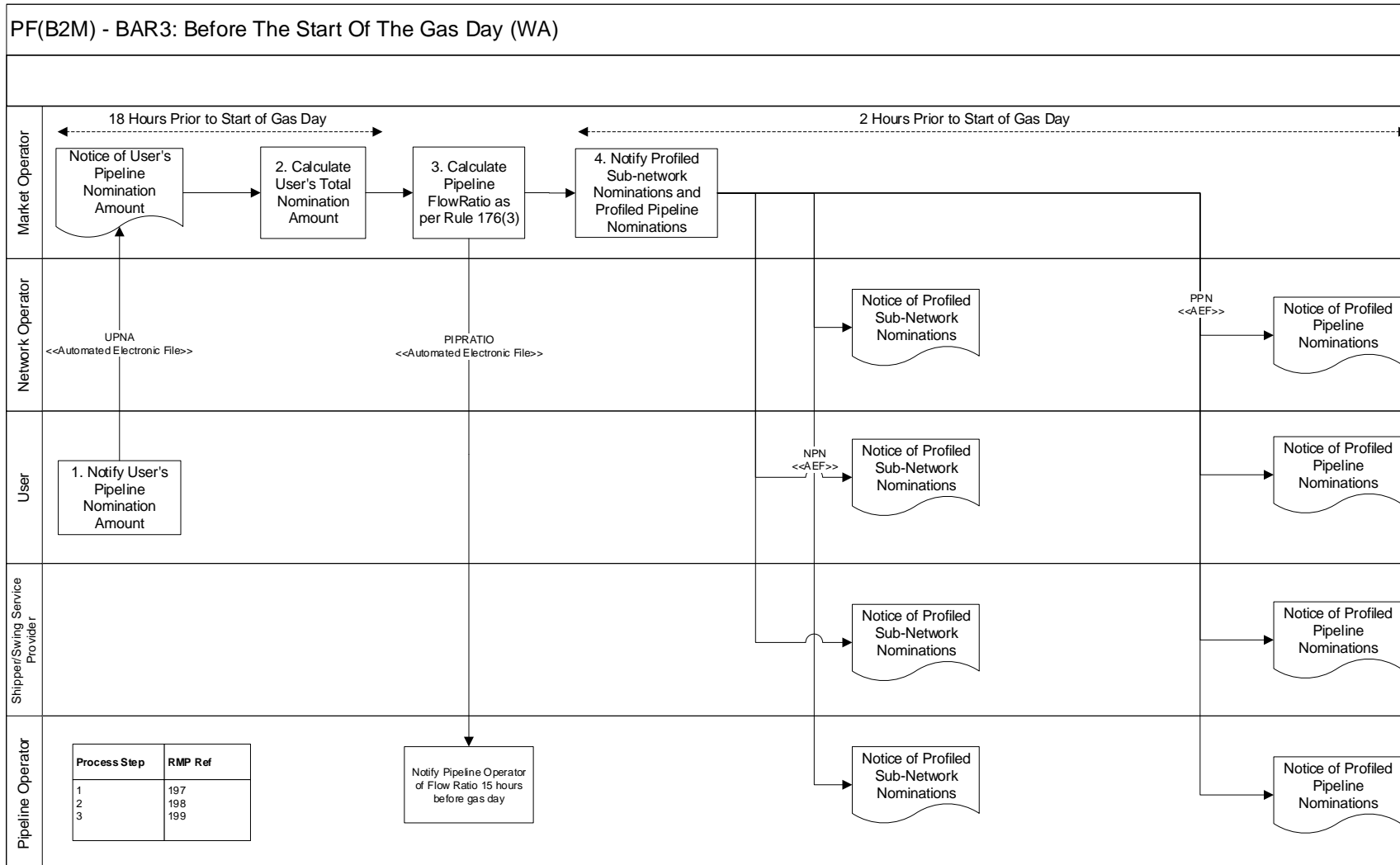


Project Information Pack	Page 1	Prepared by Market Operator	Date 7/05/04
Process Allocation Instructions		Approved by Pending	Date Pending

Notes:

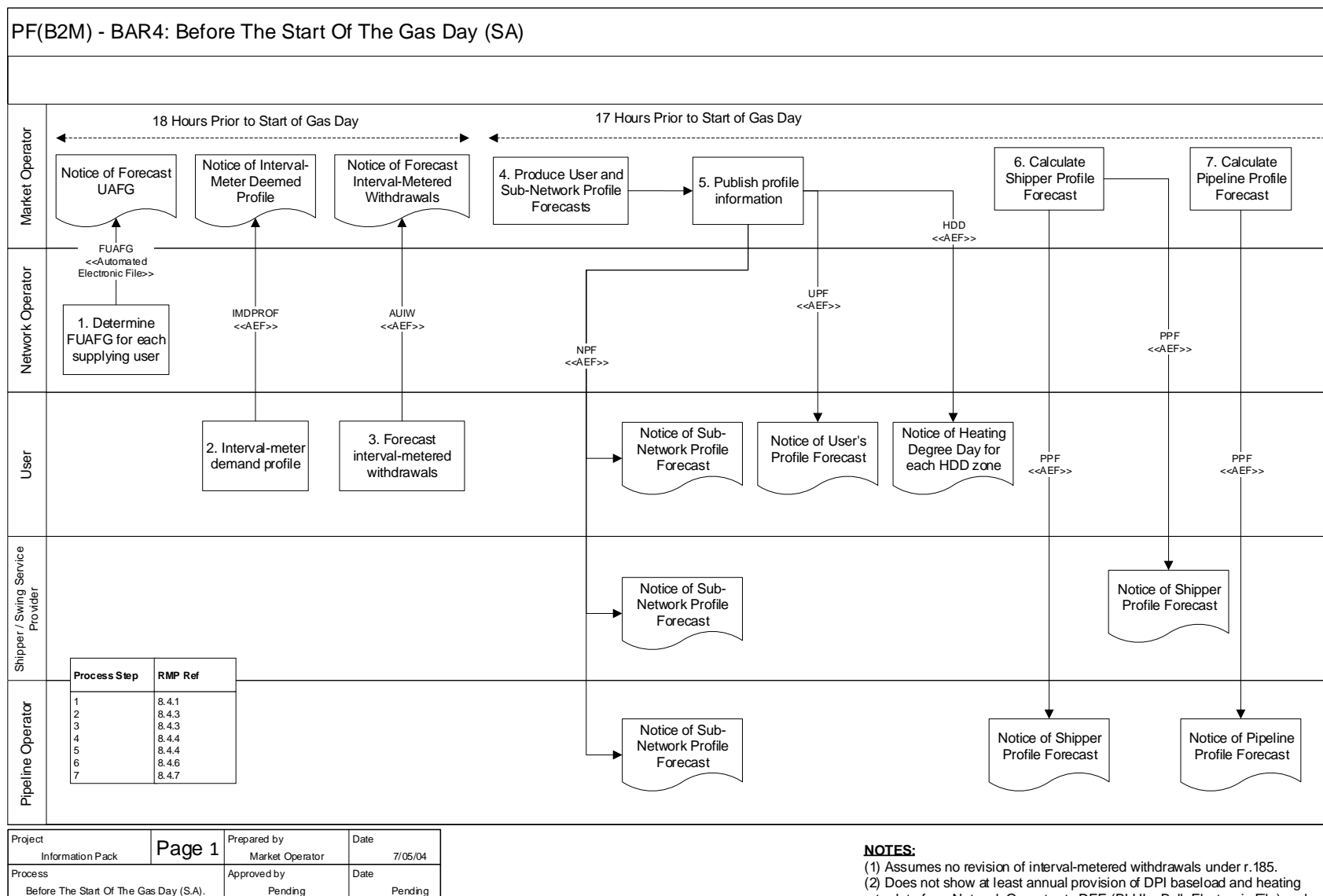
- (1) Users may submit revised Allocation Instructions up to 9 hours after the start of the gas day.
- (2) If no valid Allocation Instruction received, REMCo to determine User's Allocation Instruction and advise of this value (as per Rule 192). The relevant transactions are UA-SHP, UAI-SUBS and NOT-UAI-USR.
- (3) If REMCo determines a user's allocation instruction in accordance with Rule 192 (note (2) above), a user may still submit a revised allocation instruction subject to (note (1)) Rule189(2).

3.3. PF(B2M) – BAR3: Before The Start Of The Gas Day (Western Australia)

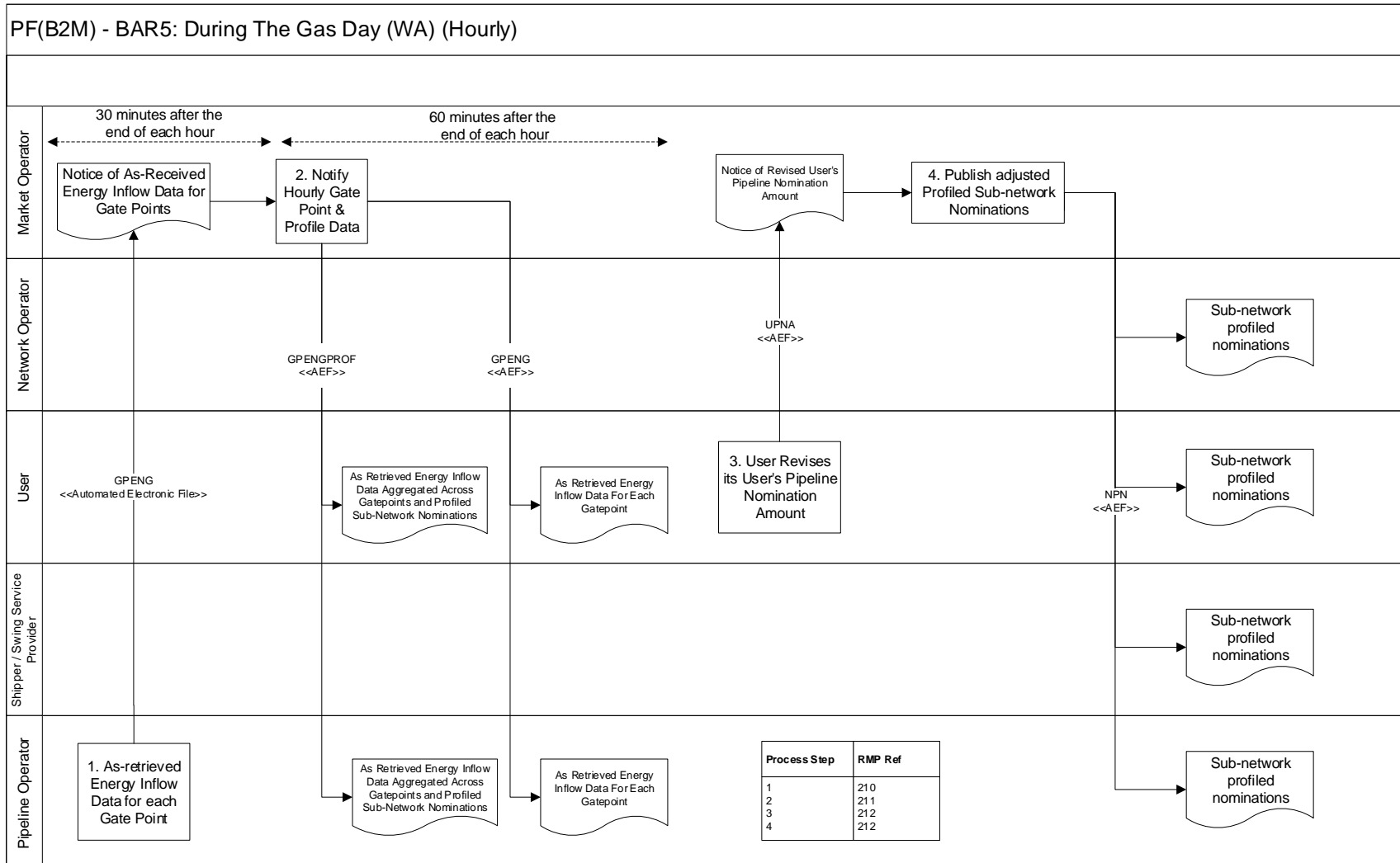


Project Information Pack	Page 1	Prepared by Market Operator	Date 7/05/04
Process Before The Start Of The Gas Day (WA).	Approved by Pending	Date Pending	

3.4. PF(B2M) – BAR4: Before The Start Of The Gas Day (South Australia)

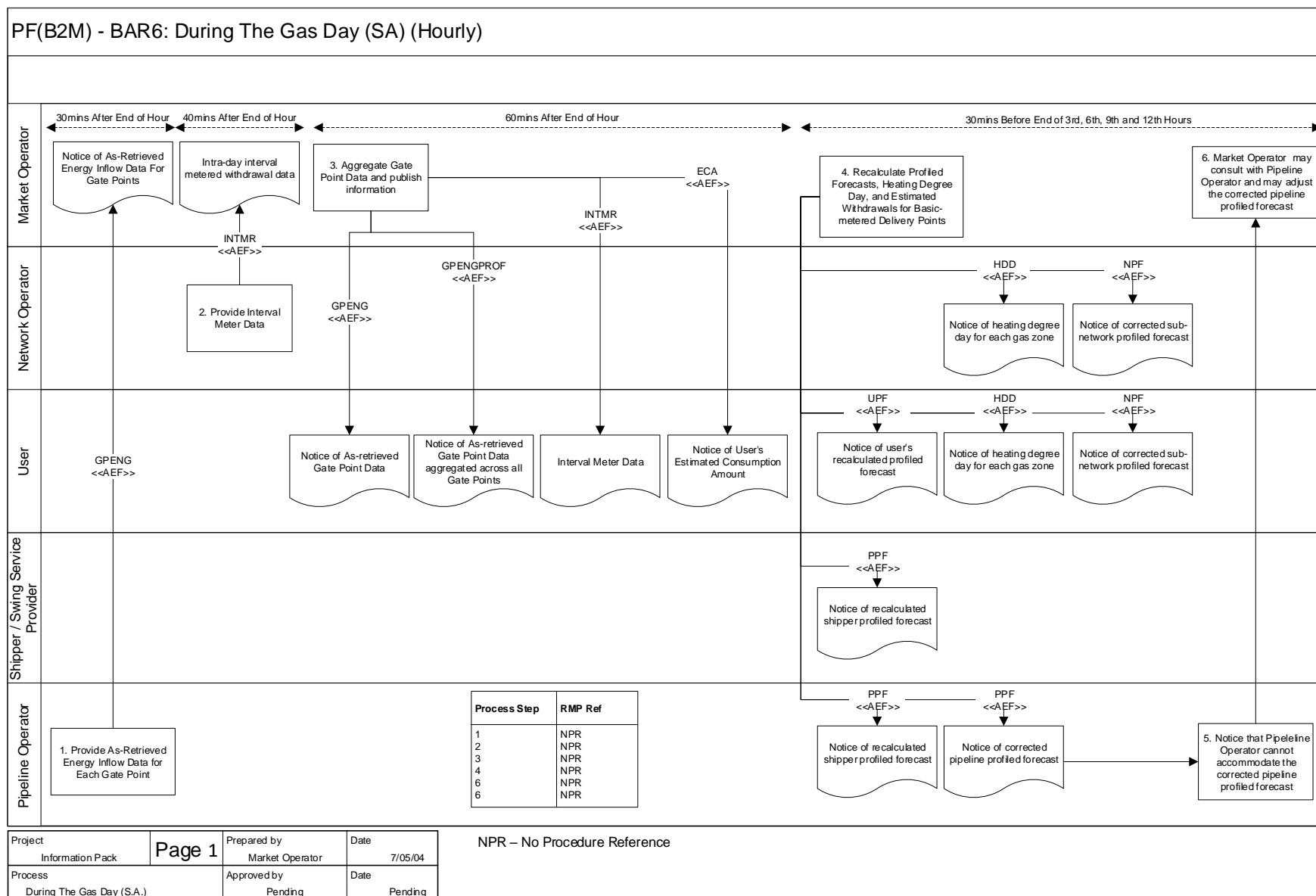


3.5. PF(B2M) – BAR5: During The Gas Day (Western Australia) (Hourly)

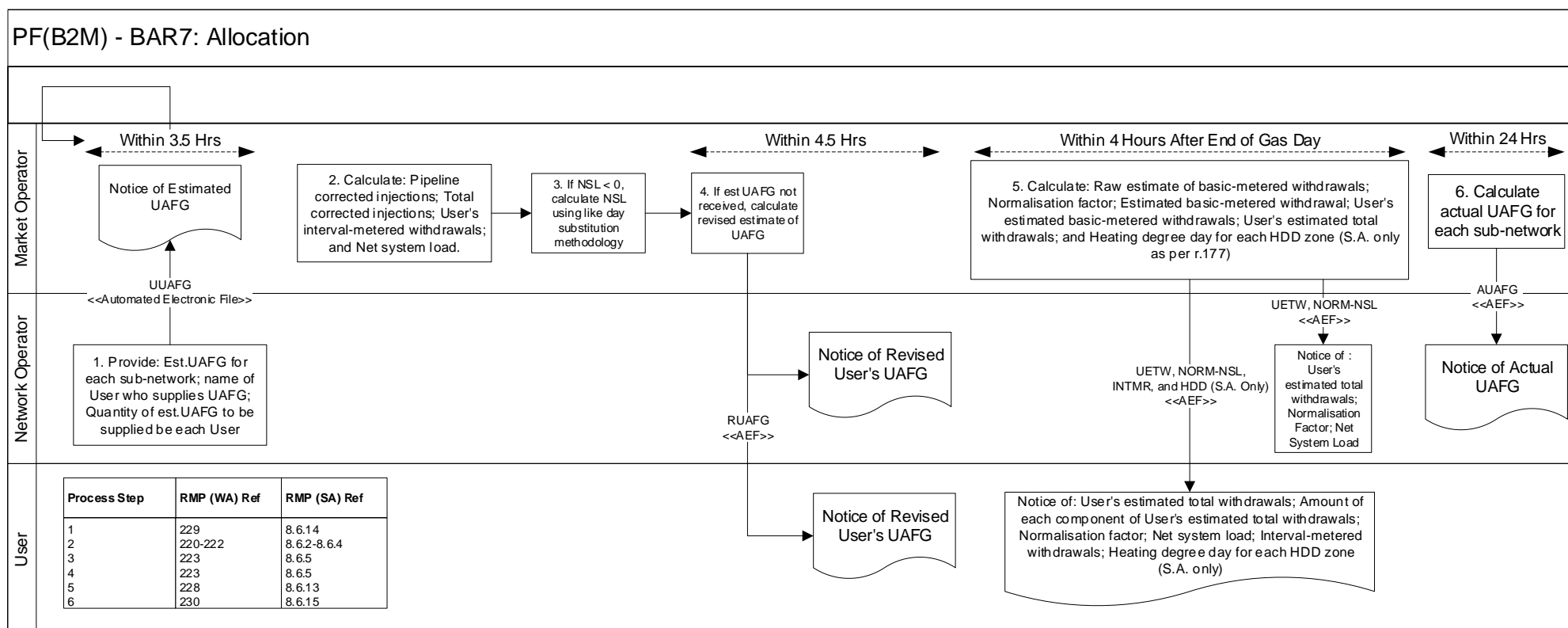


Project Information Pack	Page 1	Prepared by Market Operator	Date 7/05/04
Process During The Gas Day (WA).		Approved by Pending	Date Pending

3.6. PF(B2M) – BAR6: During The Gas Day (South Australia) (Hourly)



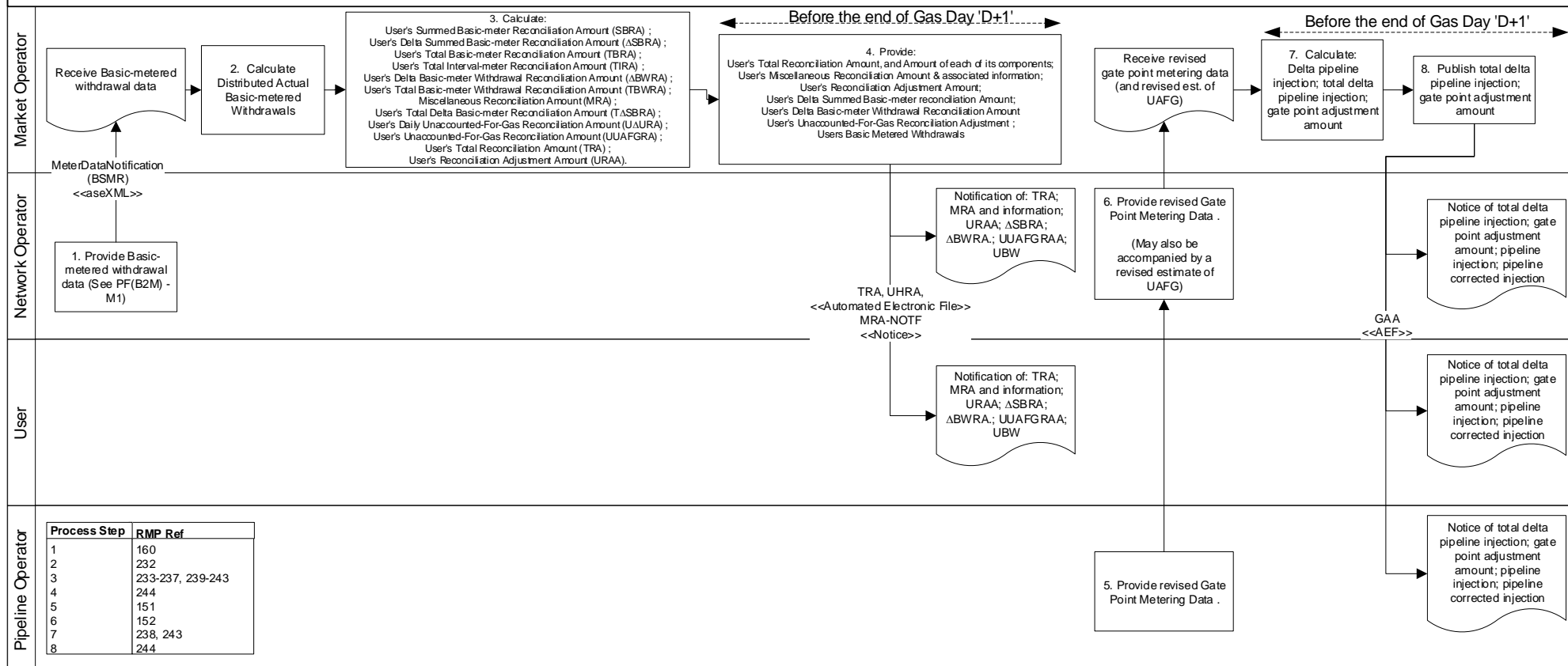
3.7. PF(B2M) – BAR7: Allocation



Project Information Pack	Page 1	Prepared by Market Operator	Date 7/05/04
Process Allocation		Approved by Pending	Date Pending

3.8. PF(B2M) – BAR8.1: Reconciliation (WA)

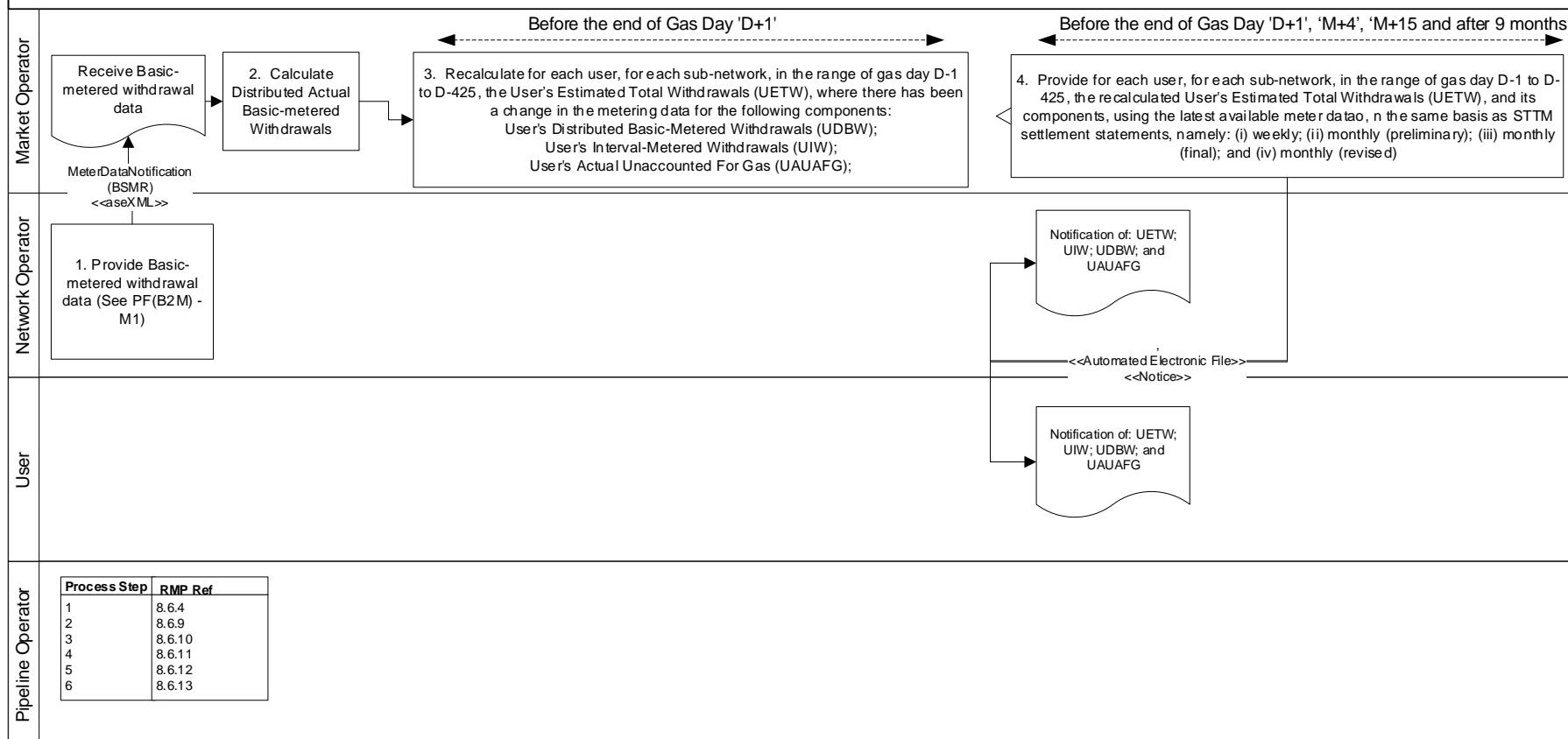
PF(B2M) - BAR8.1: Reconciliation (WA)



Project	Information Pack	Page 1	Prepared by	Market Operator	Date	7/05/04
Process	Reconciliation		Approved by	Pending	Date	Pending

3.9. PF(B2M) – BAR8.2: Reconciliation (SA)

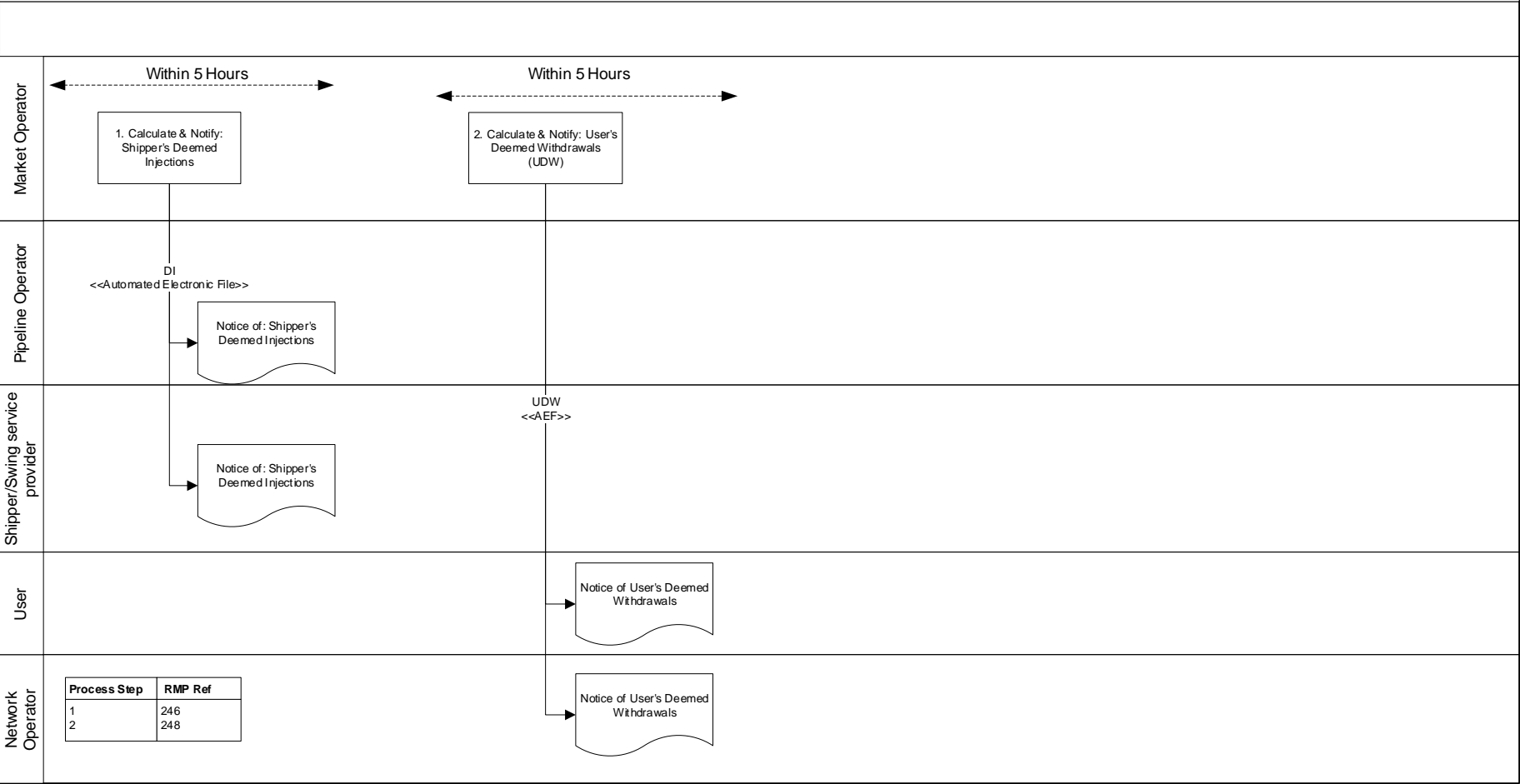
PF(B2M) - BAR8.2: Reconciliation (SA)



Project Information Pack	Page 1	Prepared by Market Operator	Date 7/05/04
Process Reconciliation		Approved by Pending	Date Pending


3.10. PF(B2M) – BAR9.1: Deemed Injections (WA)

PF(B2M) - BAR9.1: Deemed Injections (WA)



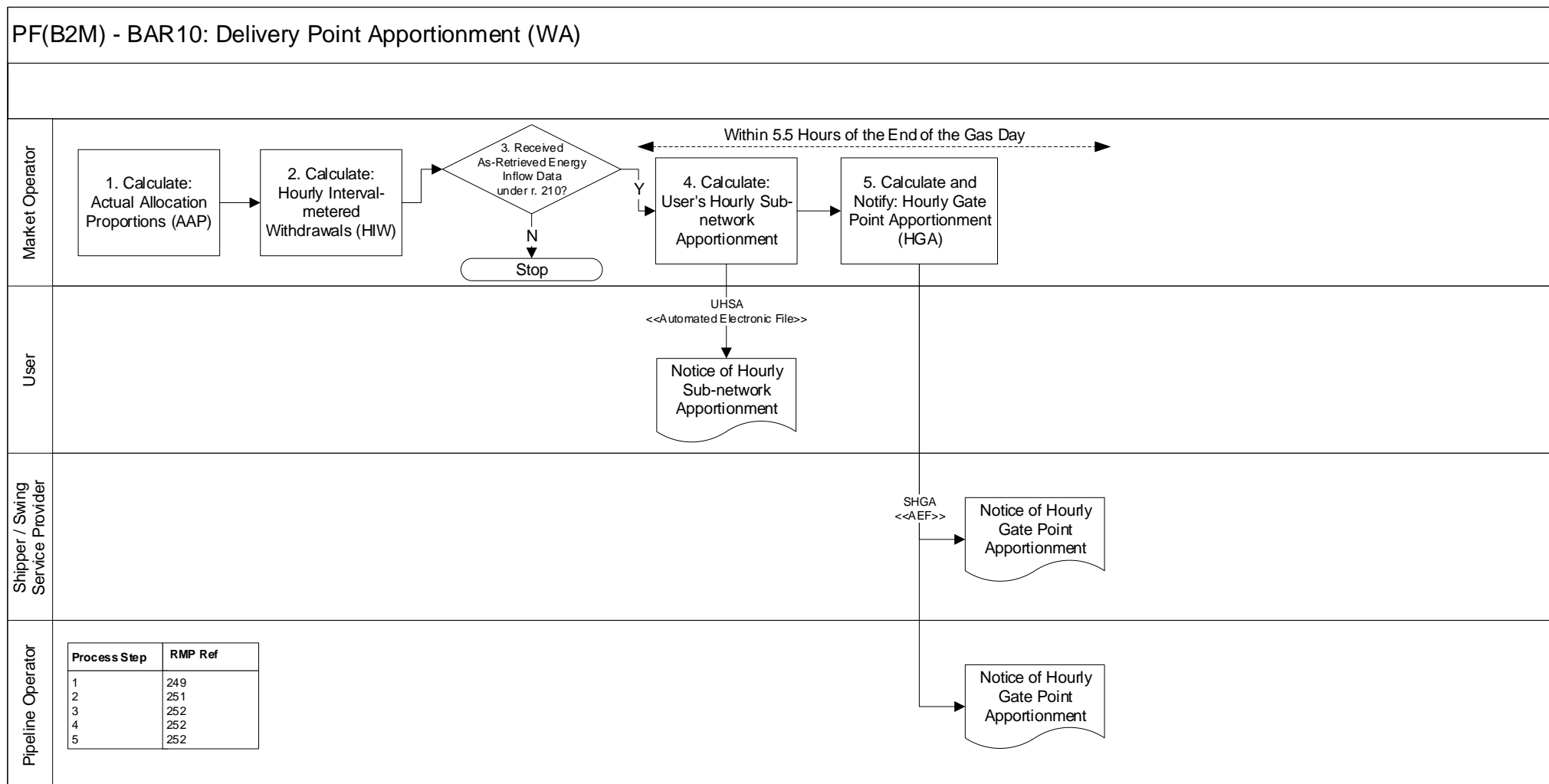
Project	Information Pack	Page 1	Prepared by	Market Operator	Date	7/05/04
Process	Deemed Injections		Approved by	Pending	Date	Pending

3.11. PF(B2M) – BAR9.2: Deemed Injections (SA)



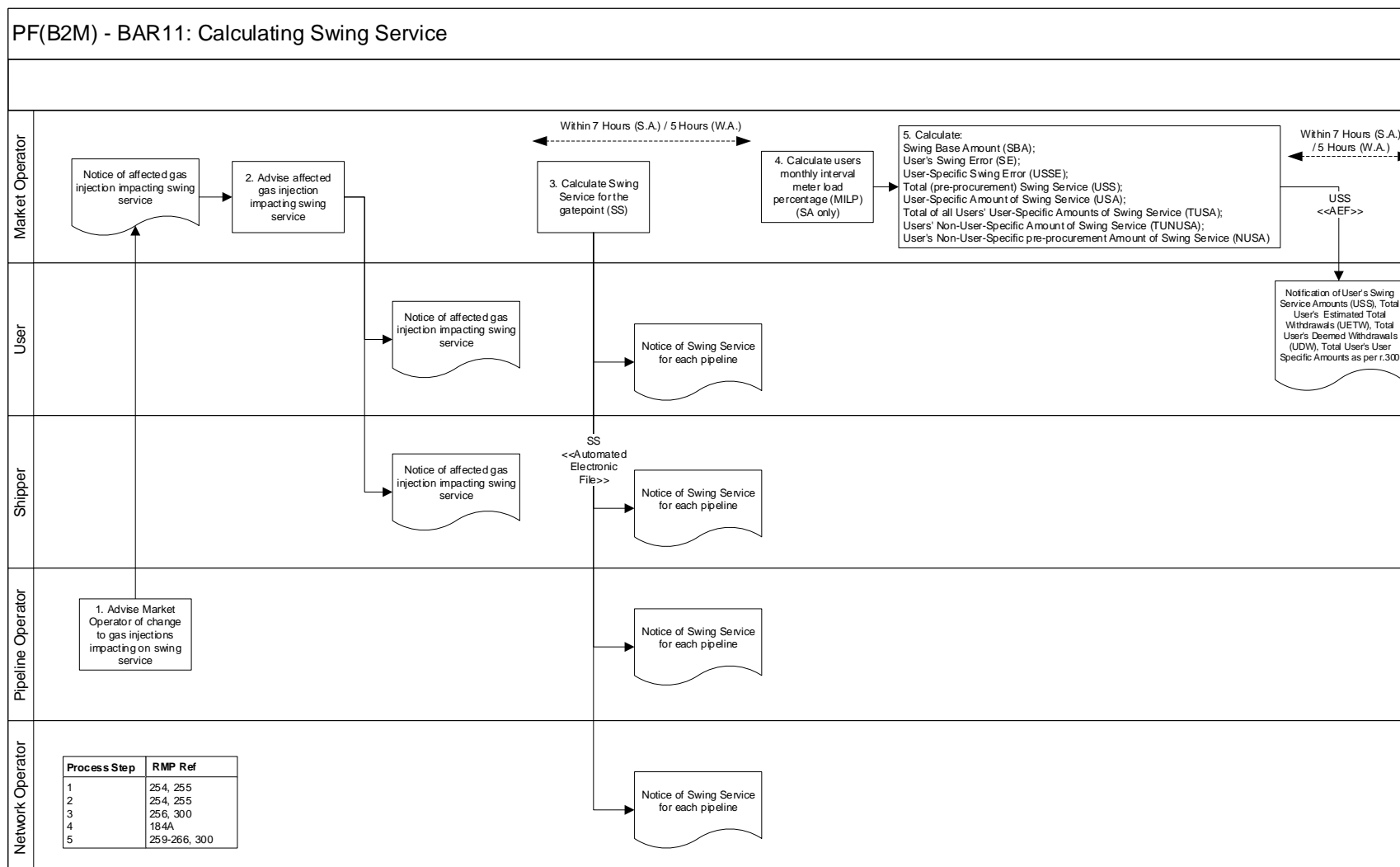
Project Information Pack	Page 1	Prepared by Market Operator	Date 7/05/04
Process Deemed Injections		Approved by Pending	Date Pending

3.12. PF(B2M) - BAR10: Delivery Point Apportionment (WA)



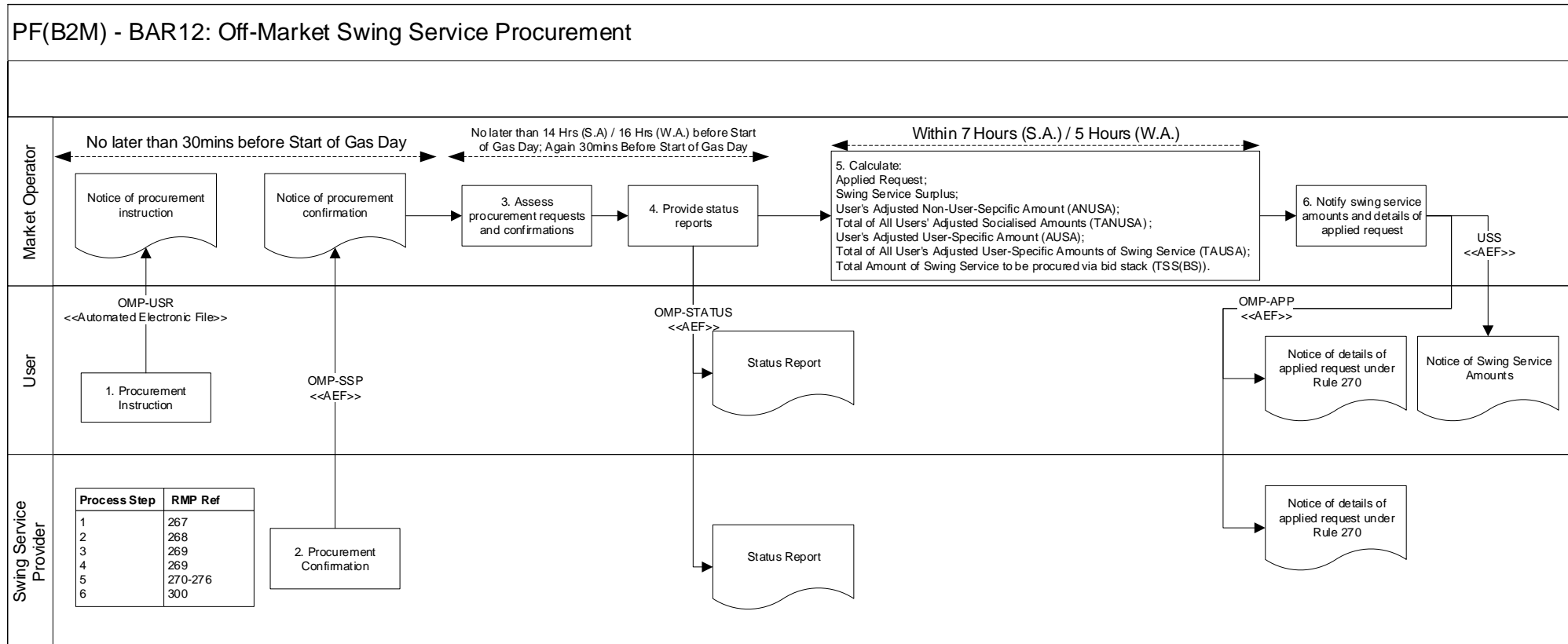
Project Information Pack	Page 1	Prepared by Market Operator	Date 7/05/04
Process Delivery Point Apportionment (WA)		Approved by Pending	Date Pending

3.13. PF(B2M) - BAR11: Calculating Swing Service (WA)



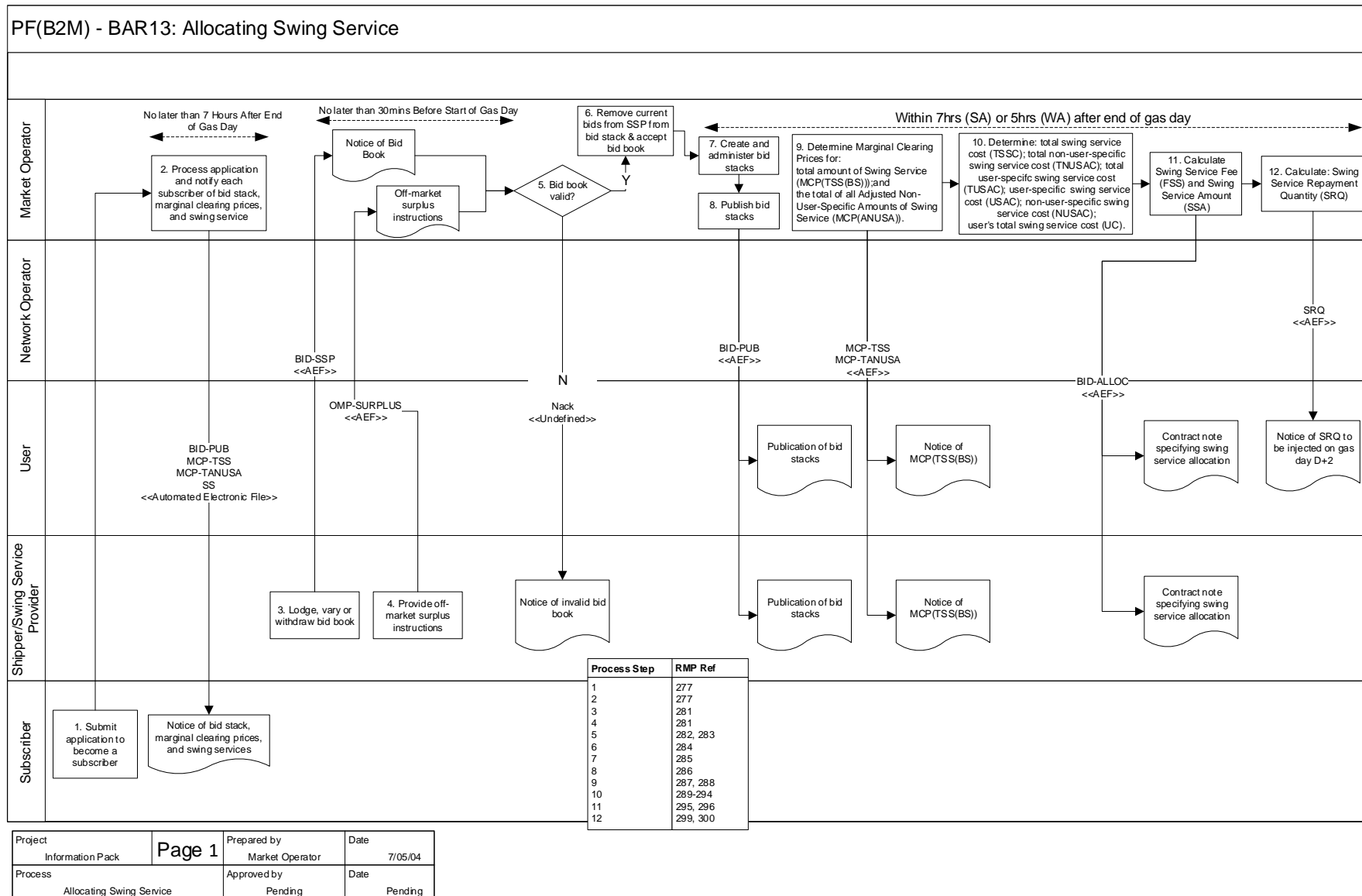
Project Information Pack	Page 1	Prepared by Market Operator	Date 7/05/04
Process Calculating Swing Service		Approved by Pending	Date Pending

3.14. PF(B2M) - BAR12: Off-Market Swing Service Procurement (WA)

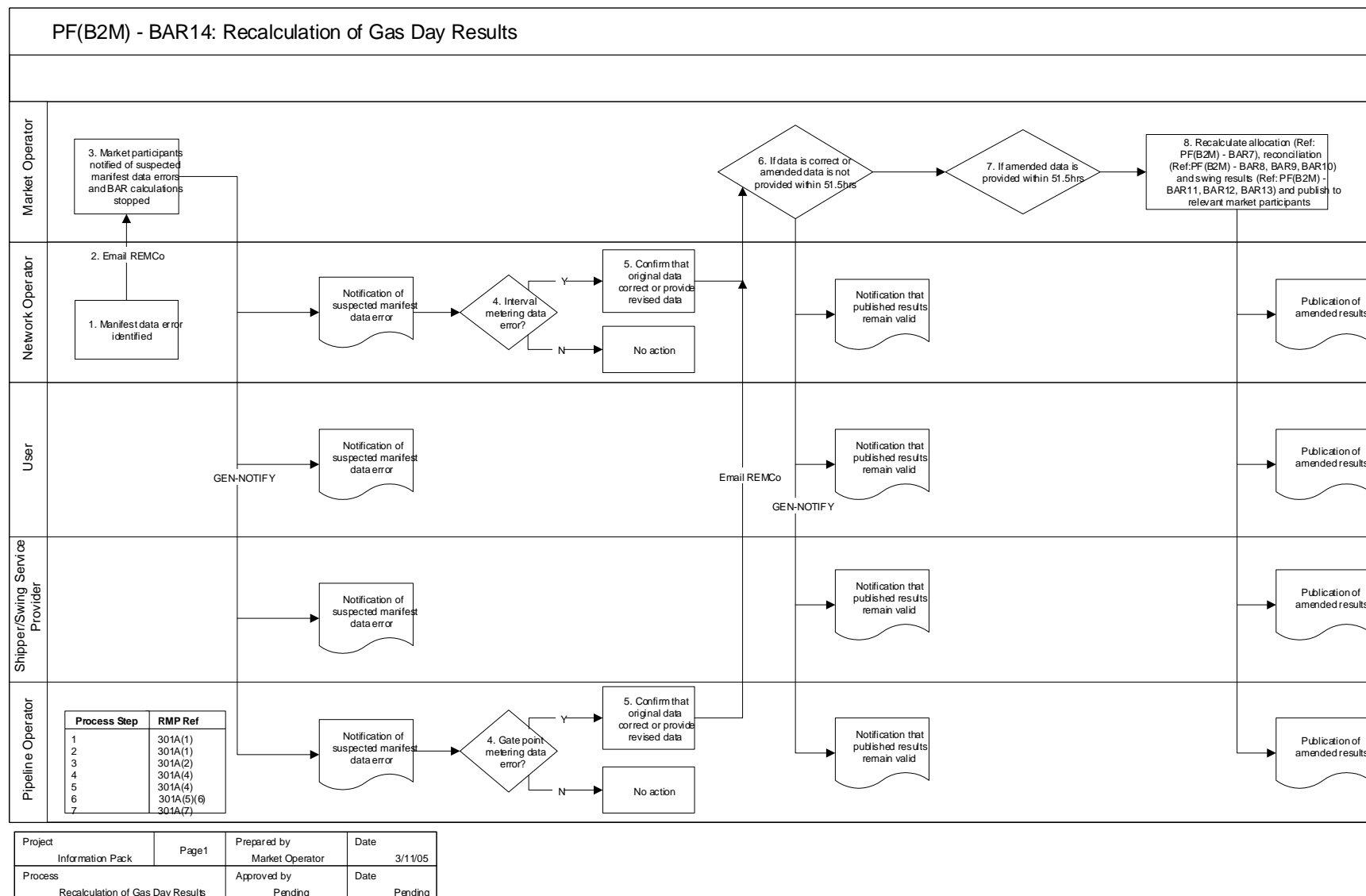


Project Information Pack	Page 1	Prepared by Market Operator	Date 7/05/04
Process Off-Market Swing Service Procurement		Approved by Pending	Date Pending

3.15. PF(B2M) - BAR13: Allocating Swing Service (WA)



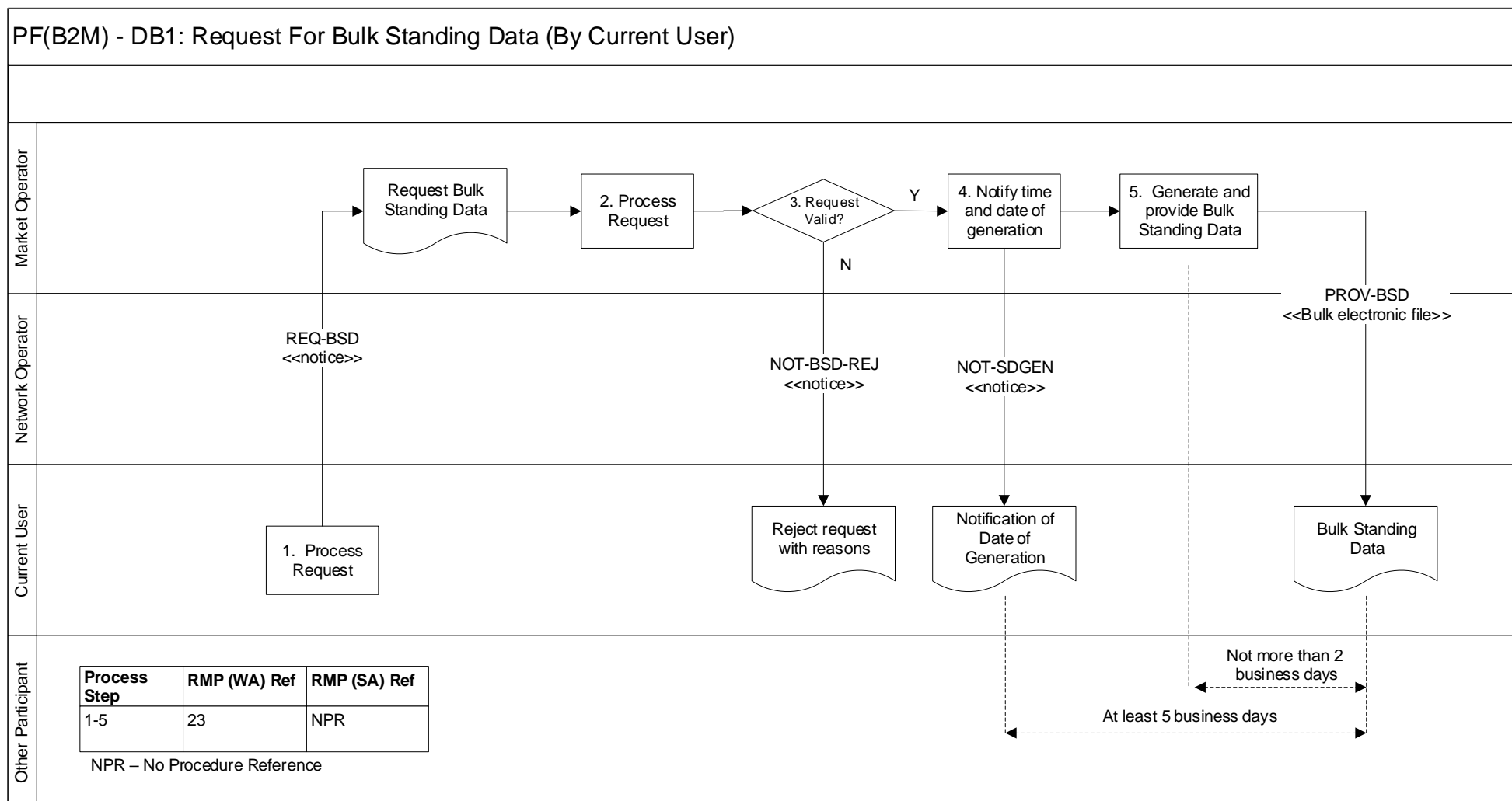
3.16. PF(B2M) - BAR14: BAR (Suspension and) Recalculation of Gas Day Results (WA)



4. 1. DATABASES

Databases

4.1. PF(B2M) - DB1: Request for Bulk Standing Data (By Current User)



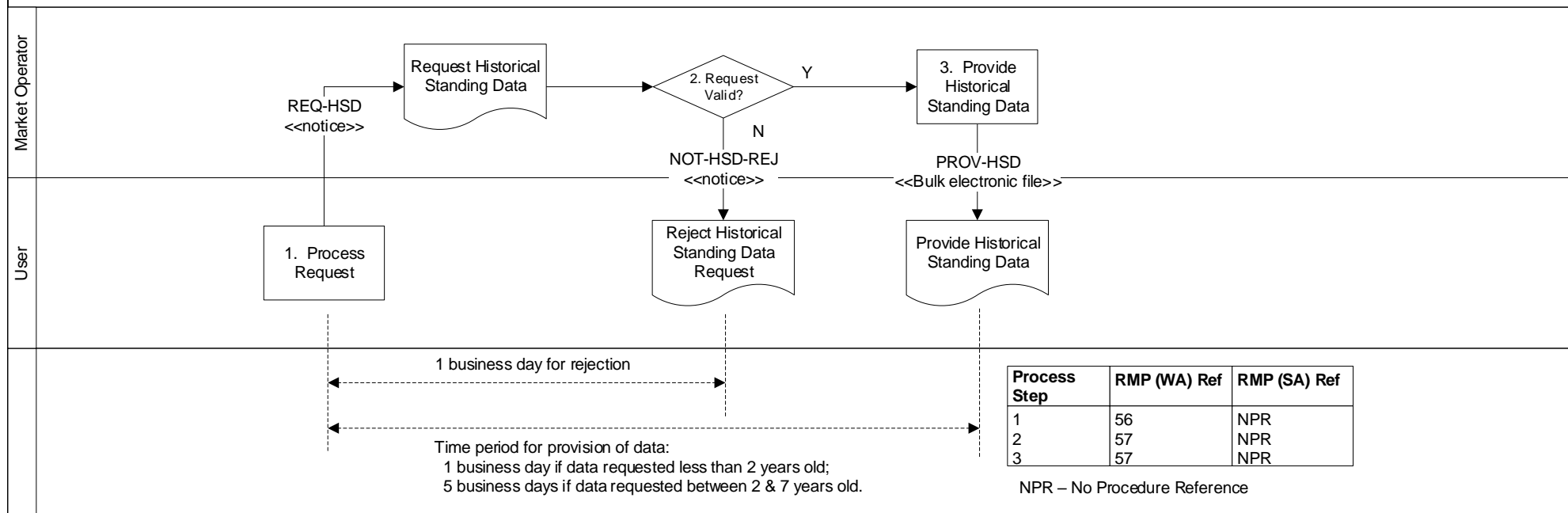
Project Information Pack	Page 1	Prepared by Market Operator	Date 7/05/04
Process Request for Bulk Standing Data		Approved by Pending	Date Pending

Notes:

(1) This process applies for any participant (i.e. network operator, user) who requests standing data

4.2. PF(B2M) - DB2: AEMO To Provide Historical Standing Data

PF(B2M) - DB2: Market Operator To Provide Historical Market Operator Standing Data



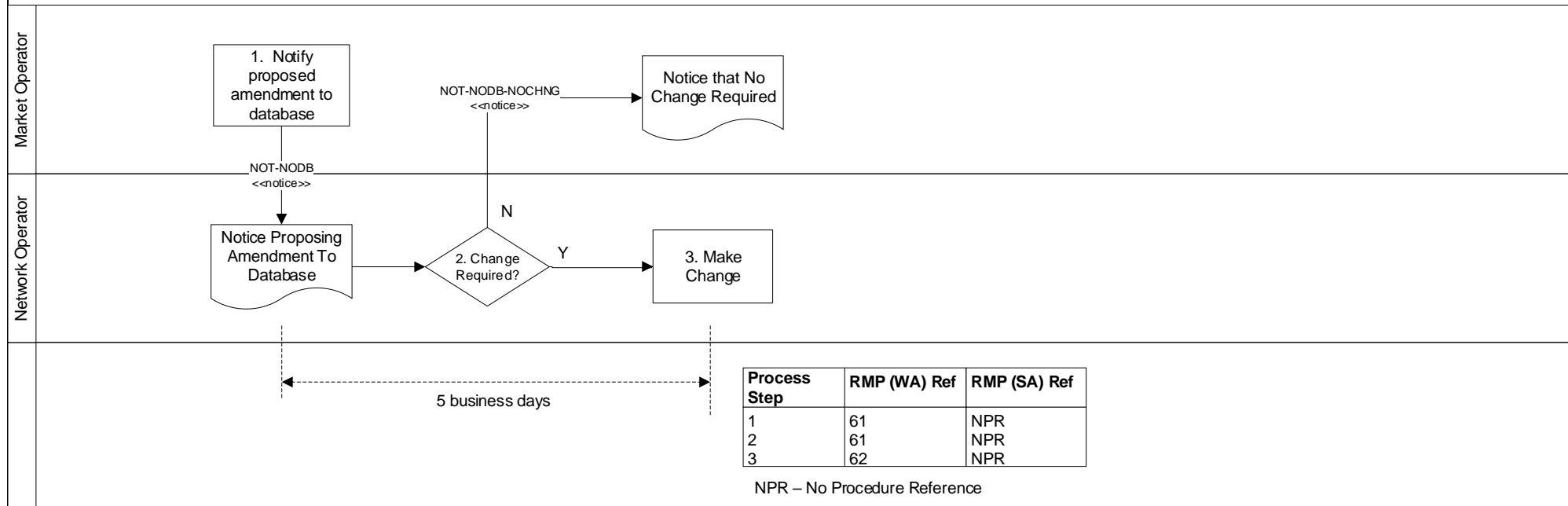
Project Information Pack	Page 1	Prepared by Market Operator	Date 7/05/04
Process Market Operator To Provide Historical Market Operator Standing Data		Approved by Pending	Date Pending

Notes:

(1) This process applies for any participant (i.e. network operator, user) who requests standing data

4.3. PF(B2M) - DB3: Keeping Network Operator Databases Accurate

PF(B2M) - DB3: Keeping Network Operator Databases Accurate



Project Information Pack	Page 1	Prepared by Market Operator	Date 7/05/04
Process Keeping Network Operator Databases Accurate		Approved by Pending	Date Pending

Notes:

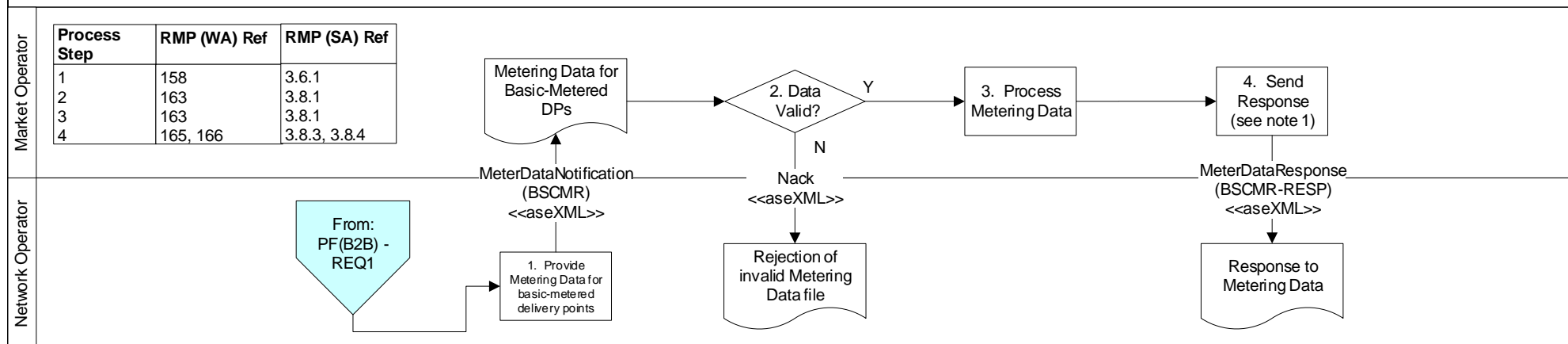
(1) Refer to PF(B2B) - DB1

5. METERING

Metering

5.1. PF(B2M) - M1: Provision of Metering Data for Basic-Metered Delivery Points

PF(B2M) - M1: Provision Of Metering Data For Basic-Metered Delivery Points



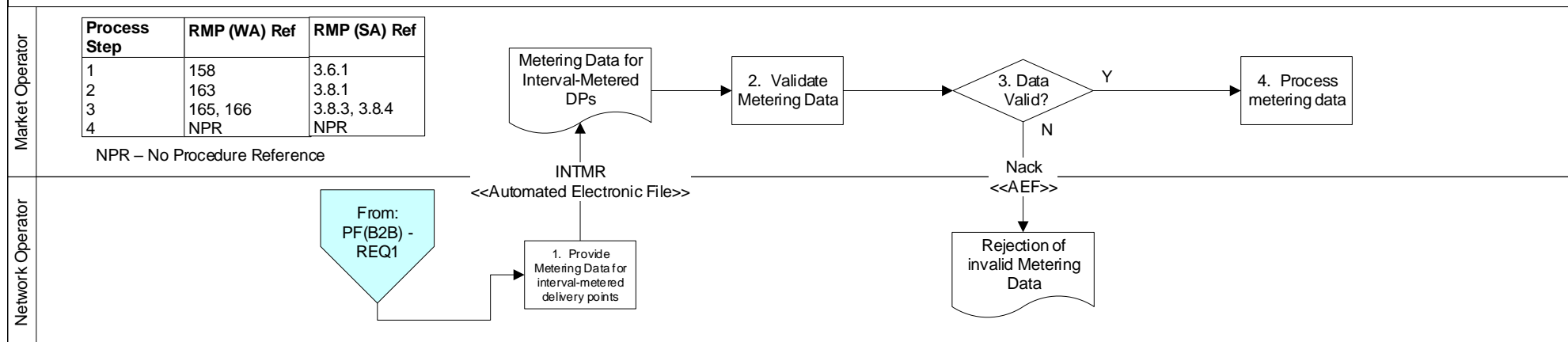
NOTES:

(1) MeterDataResponse may include entries for invalid meter readings.

Project Information Pack	Page 1	Prepared by Market Operator	Date 7/05/04
Process Provision of Metering Data for Basic-Metered Delivery Points		Approved by Pending	Date Pending

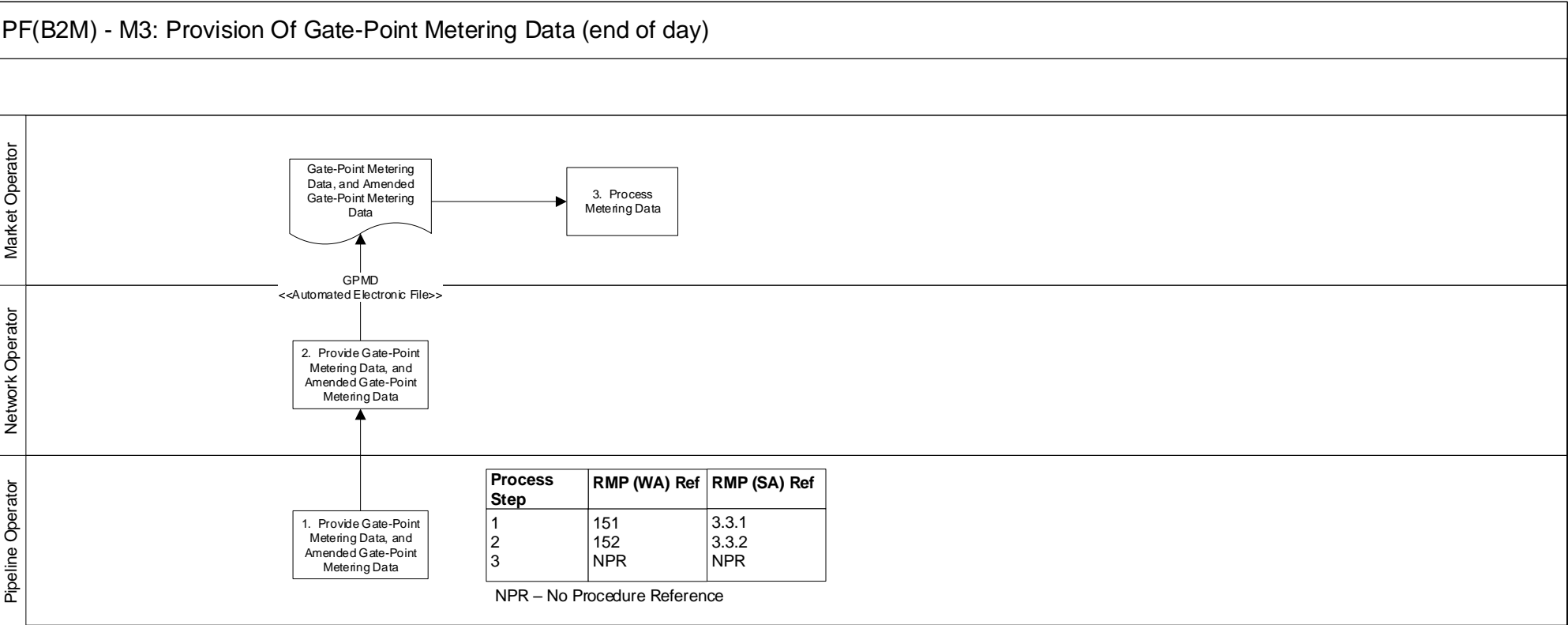
5.2. PF(B2M) - M2: Provision of Metering Data for Interval-Metered Delivery Points

PF(B2M) - M2: Provision Of Metering Data For Interval-Metered Delivery Points



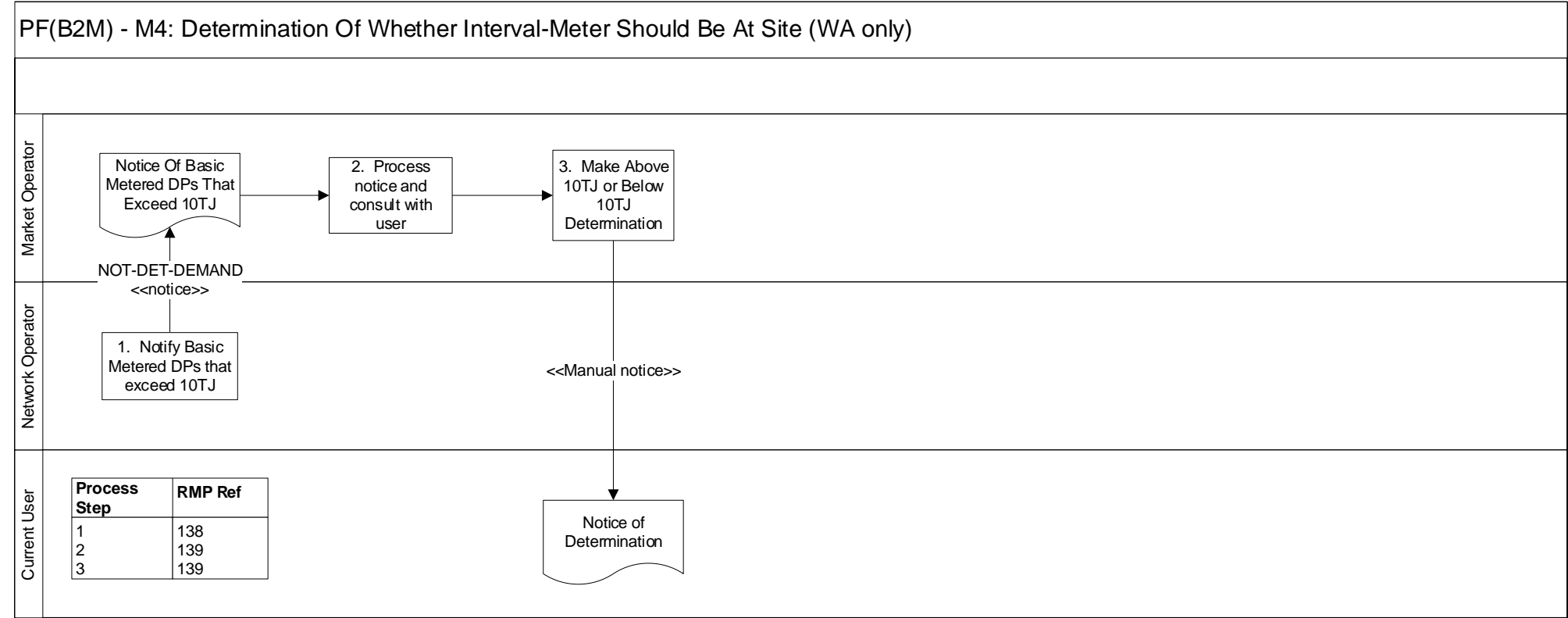
Project	Page 1	Prepared by	Date
Information Pack		Market Operator	7/05/04
Process		Approved by	Date
Provision of Metering Data for Interval-Metered Delivery Points		Pending	Pending

5.3. PF(B2M) - M3: Provision Of Gate-Point Metering Data



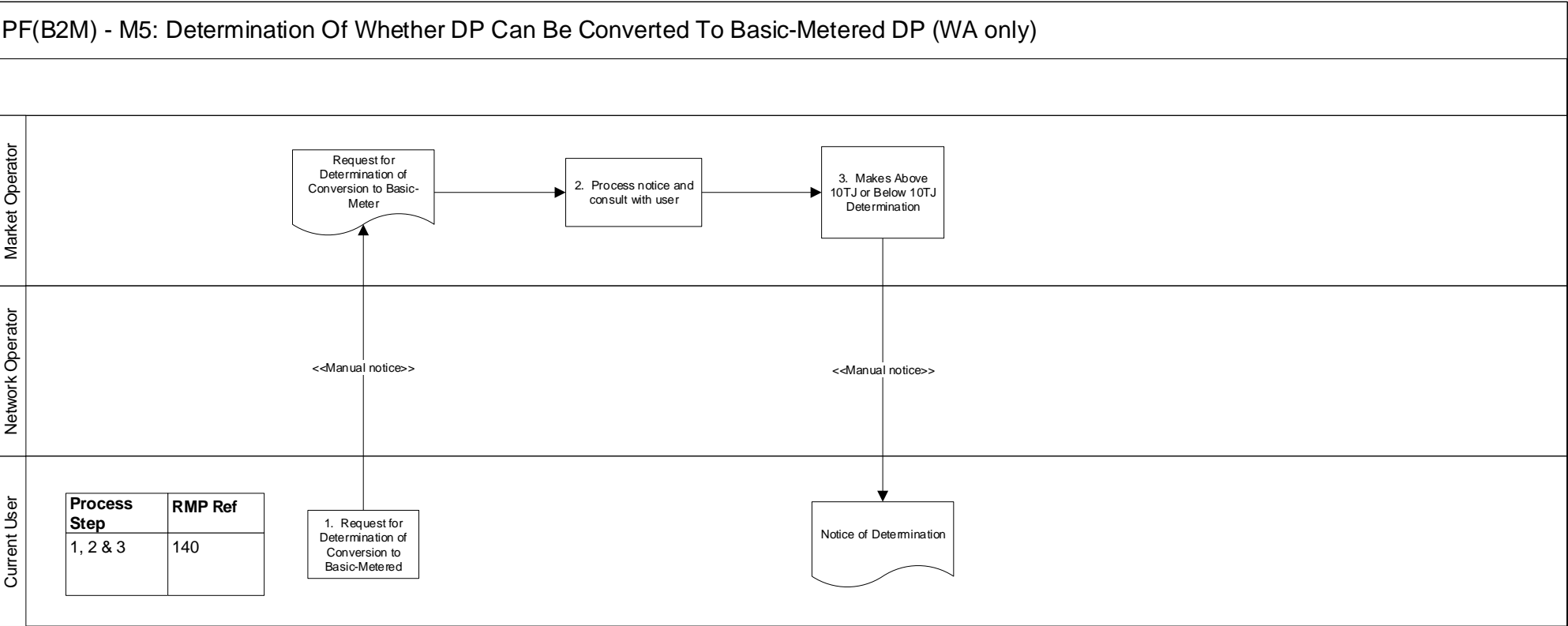
Project	Page 1	Prepared by	Date
Information Pack		Market Operator	7/05/04
Process		Approved by	Date
Provision of Gate-Point Metering Data		Pending	Pending

5.4. PF(B2M) - M4: Determination of Whether Interval-Meter Should be at Site



Project	Page 1	Prepared by	Date
Information Pack		Market Operator	7/05/04
Process		Approved by	Date
Determination of whether interval-meter should be at site		Pending	Pending

5.5. PF(B2M) - M5: Determination of Whether Delivery Point can be Converted to Basic -Metered Delivery Point



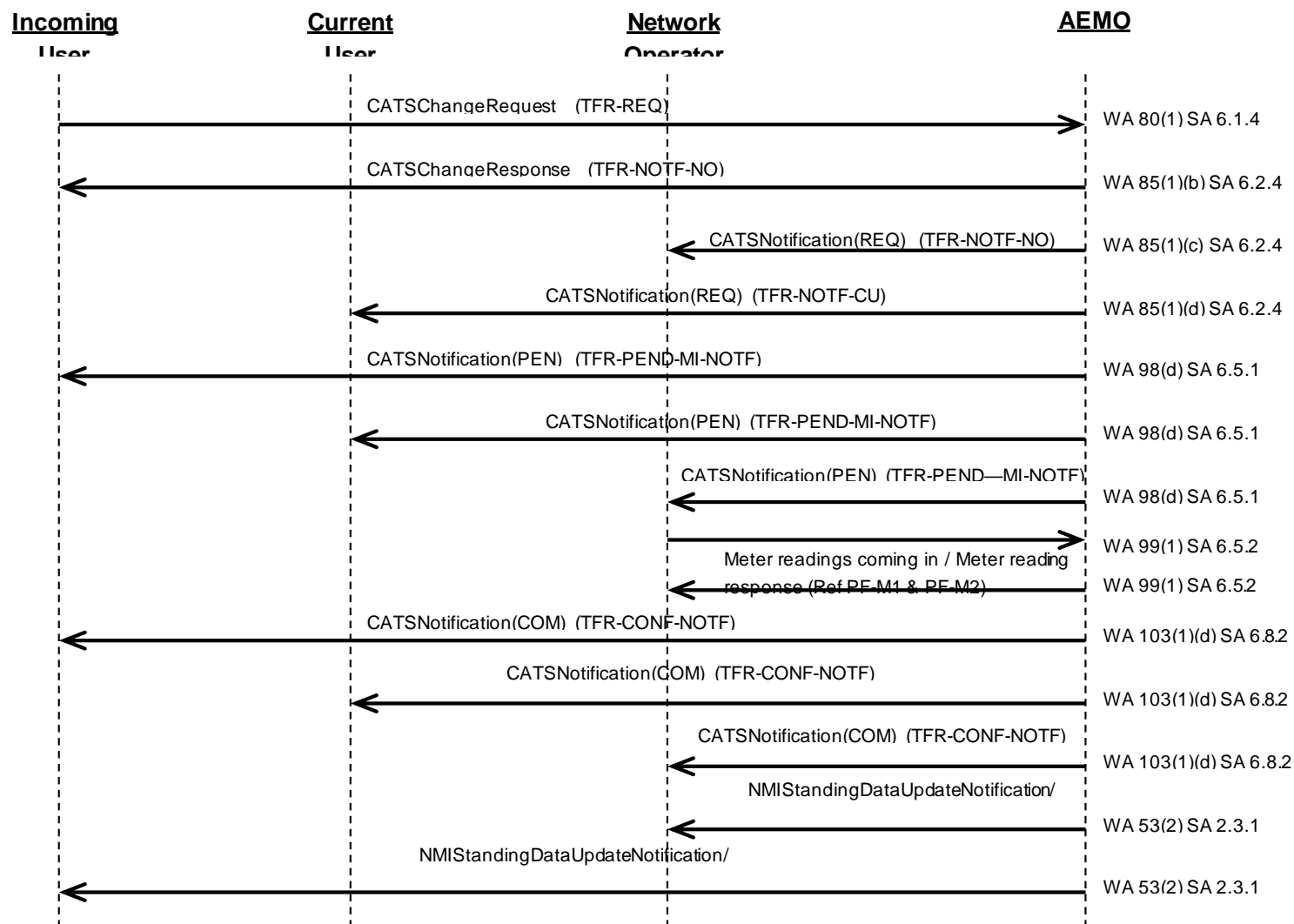
Project	Page 1	Prepared by	Date
Information Pack		Market Operator	7/05/04
Process		Approved by	Date
Determination of whether delivery point can be converted to basic-metered delivery point		Pending	Pending



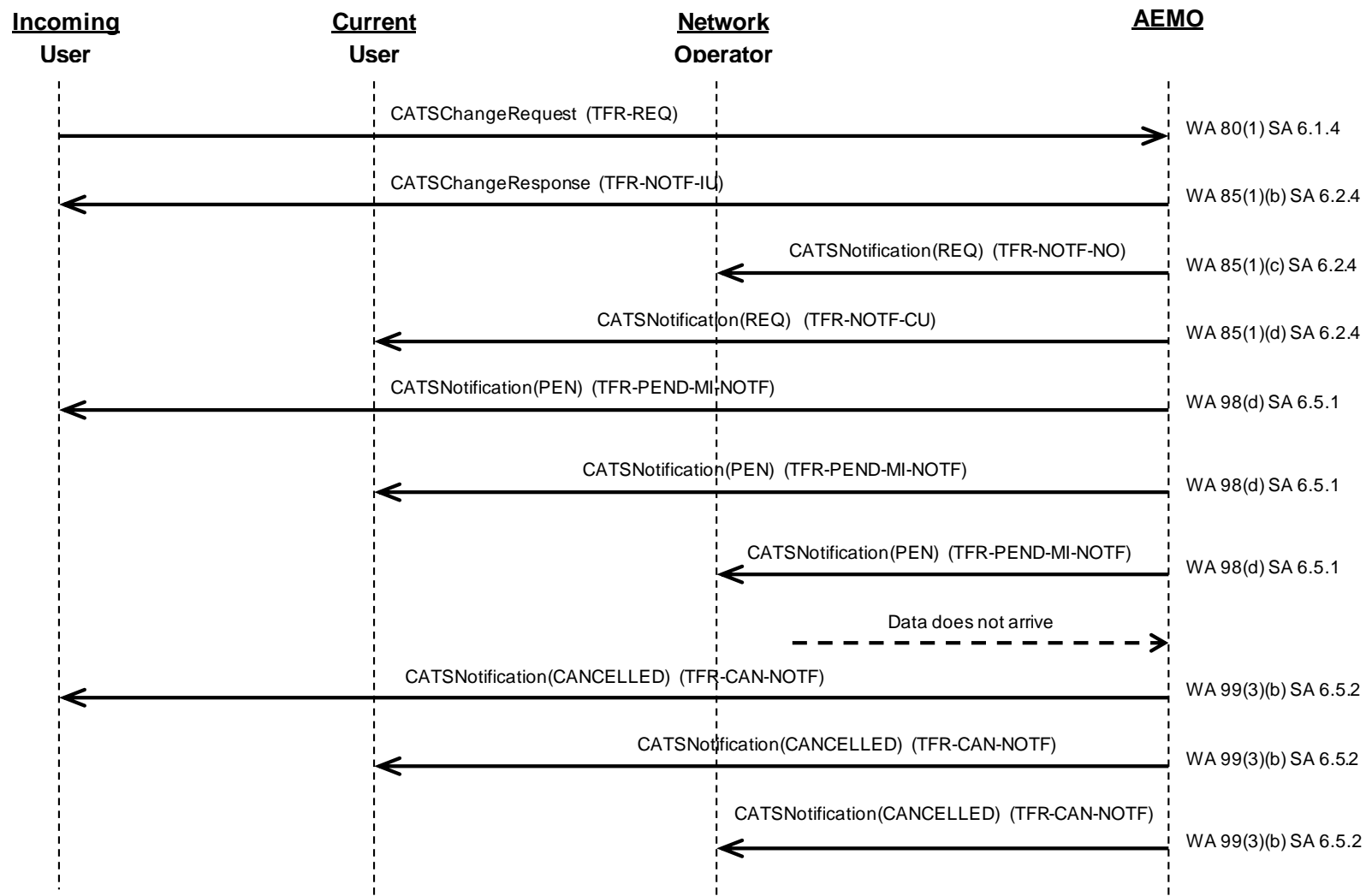
APPENDIX A SEQUENCE DIAGRAMS

5.6. SD(B2M) - R1: Transfer (Move-In) Clean End To End

Transfer (Move In) Clean end to end (RMP WA 80) (RMP SA 6.1.4)

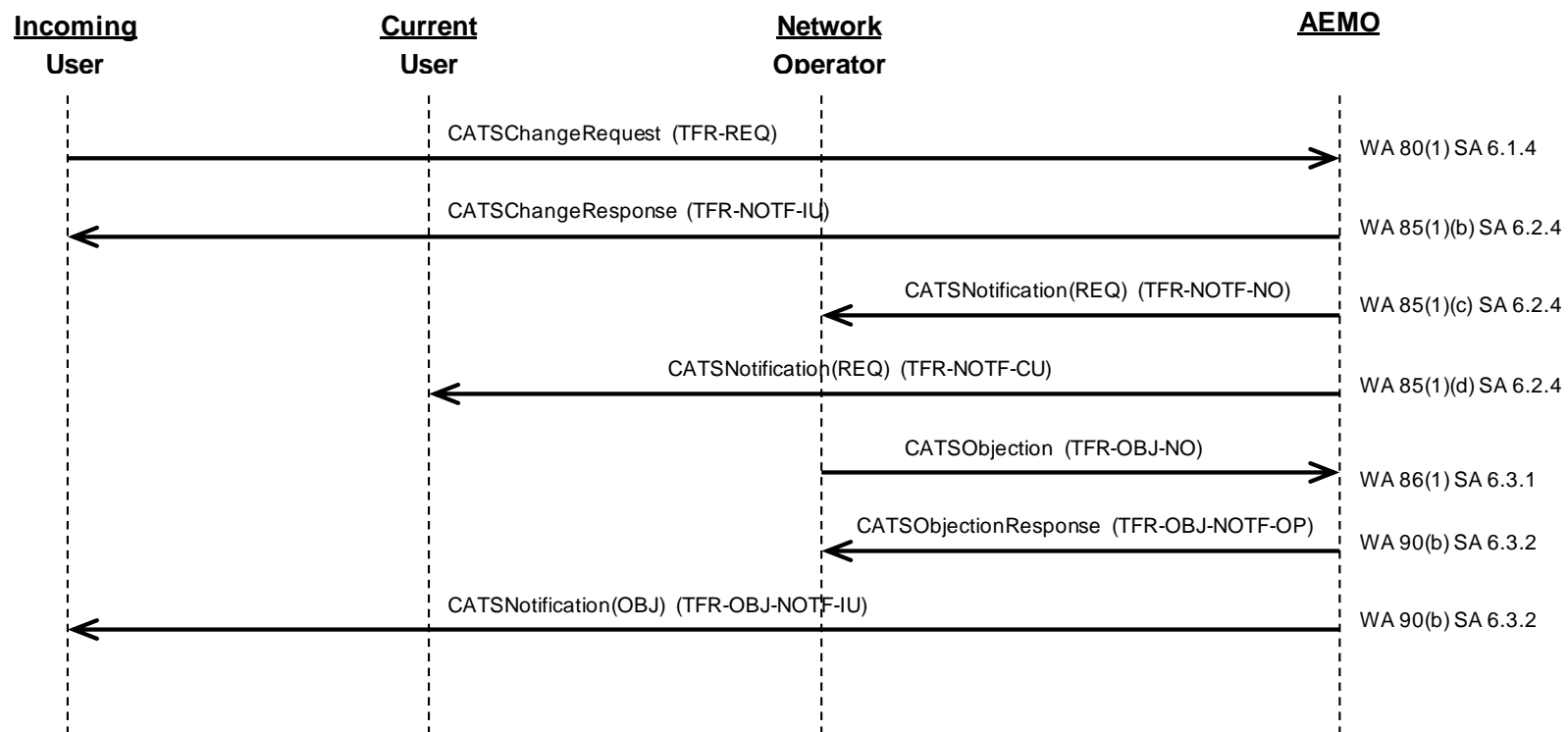


SD(B2M) - R2: Transfer Cancel (No Read / Timeout)

Transfer Cancel (No read/Timeout) (RMP WA 80, 99(3)(b)) (RMP SA 6.1.4, 6.5.2)


5.7. SD(B2M) - R3: Transfer (Non-Move-In) Objection

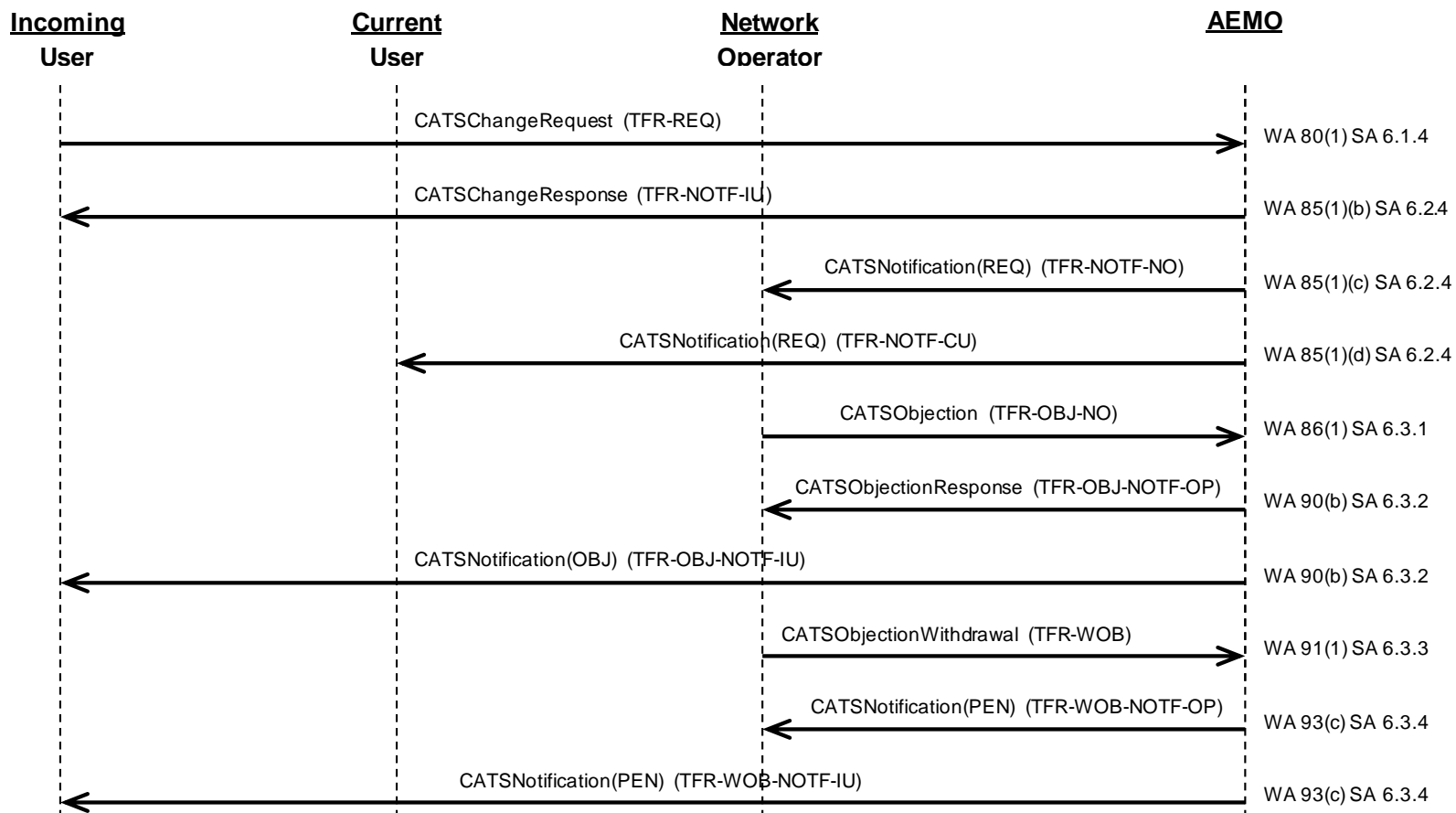
Transfer (Non Move In) Objection (*RMP WA 80, 86*) (*RMP SA 6.1.4, 6.3.1*)



NOTE: TFR-OBJ-NOTF-IU will also contain objection data

5.8. SD(B2M) - R4: Transfer (Non-Move-In) Objection Withdrawal

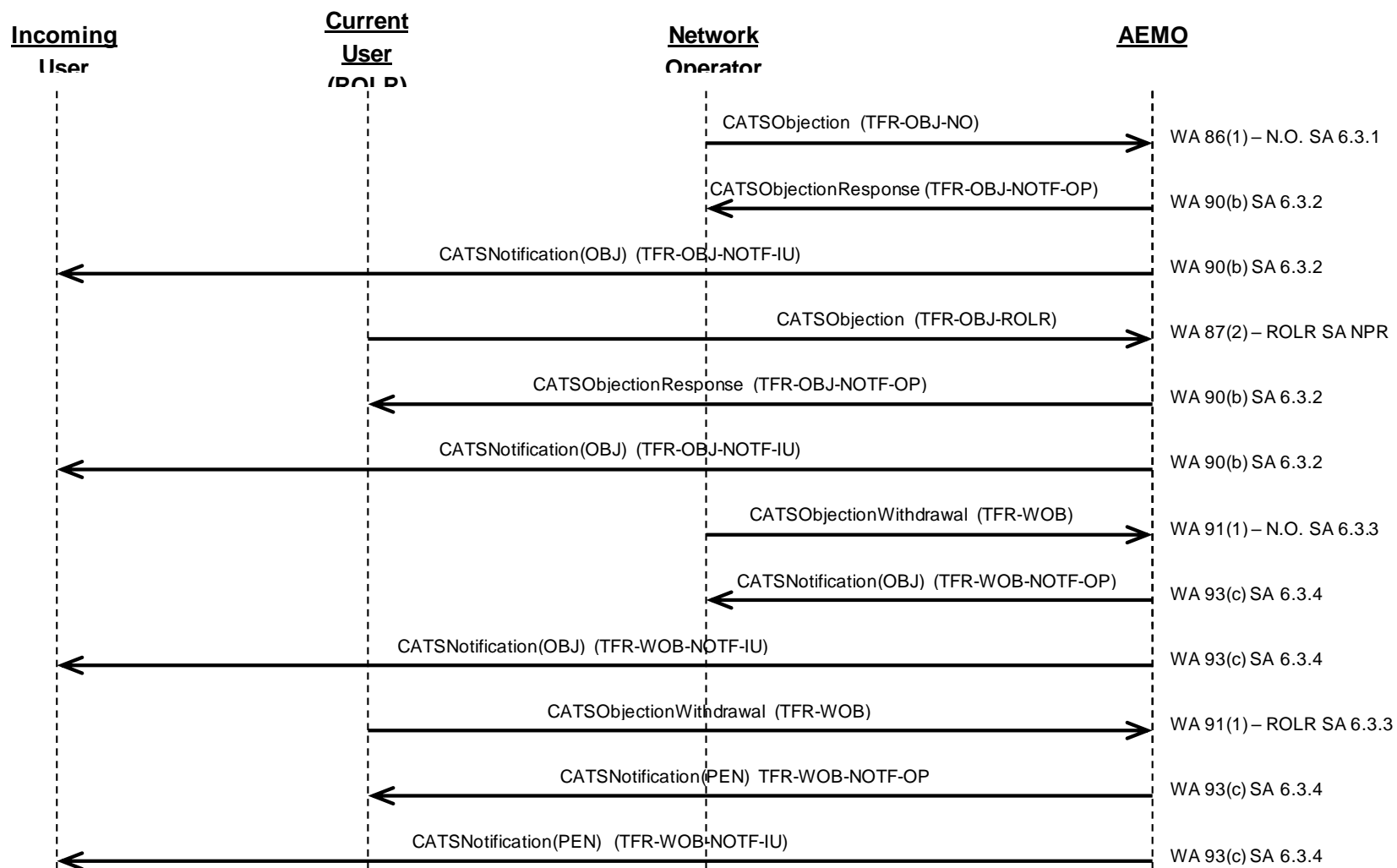
Transfer (Non Move In) Objection Withdrawal (*RMP WA 80, 86, 91*) (*RMP SA 6.1.4, 6.3.1, 6.3.3*)



NOTE: TFR-OBJ-NOTF-IU will also contain objection data

5.9. SD(B2M) - R5: Transfer (Non-Move-In) Objection Multiple Withdrawals

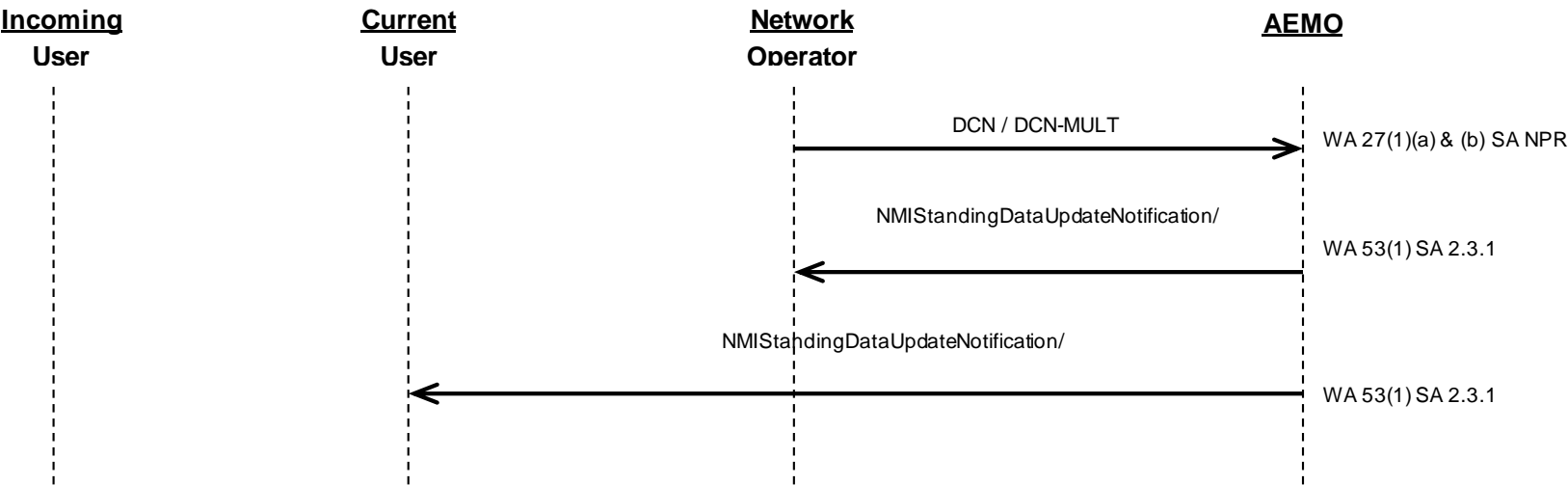
Transfer (Non Move In) Objection Multiple Withdrawals (RMP WA 86, 87 (ROLR), 91) (RMP SA 6.3.1, NPR, 6.3.3)



NOTE: TFR-OBJ-NOTF-IU will also contain objection data

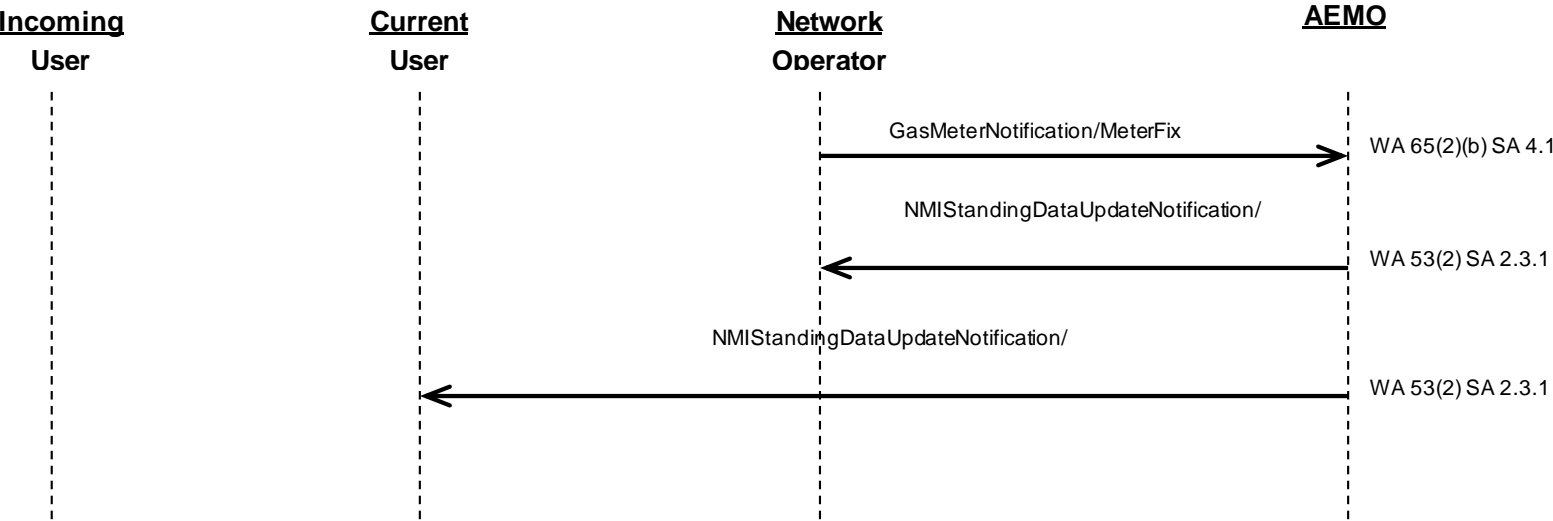
5.10. SD(B2M) - R6: Change of Standing Data (Single/Bulk)

Change of Standing Data (Single/Bulk) (RMP WA 27) (RMP SA NPR)



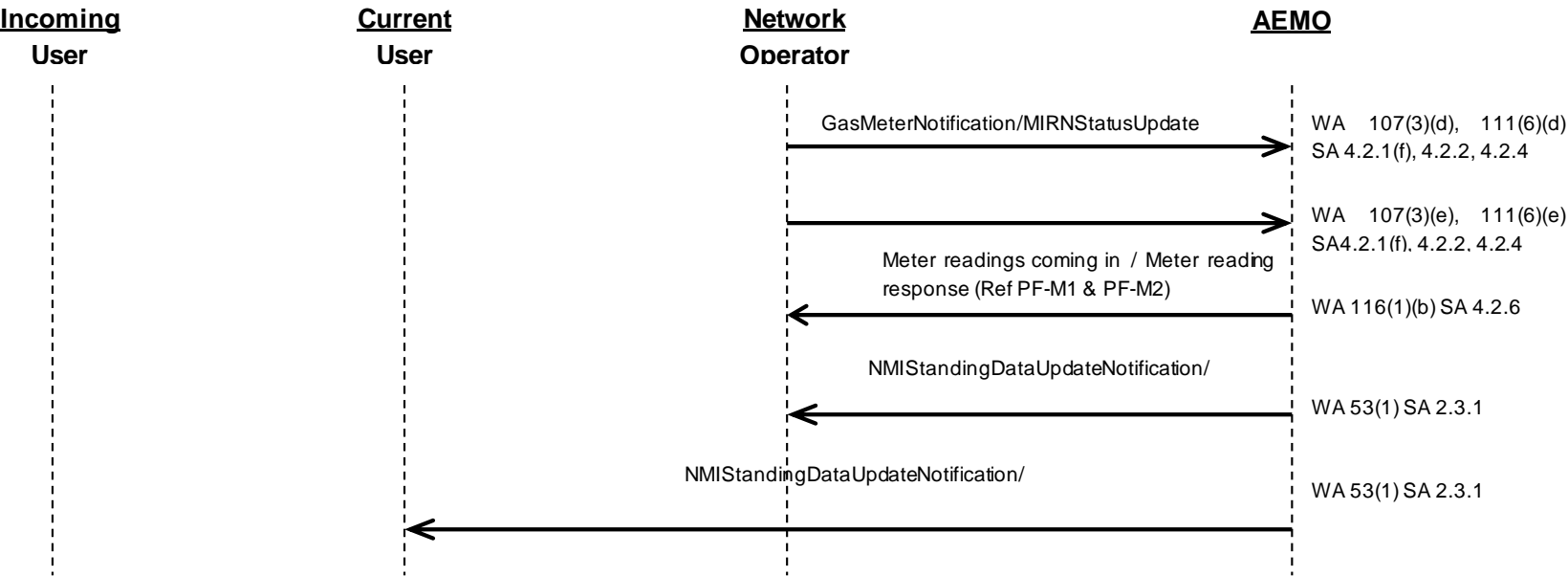
5.11. SD(B2M) - R7: New Connection

New Connection (RMP WA 65(2)(b)) (RMP SA 4.1)



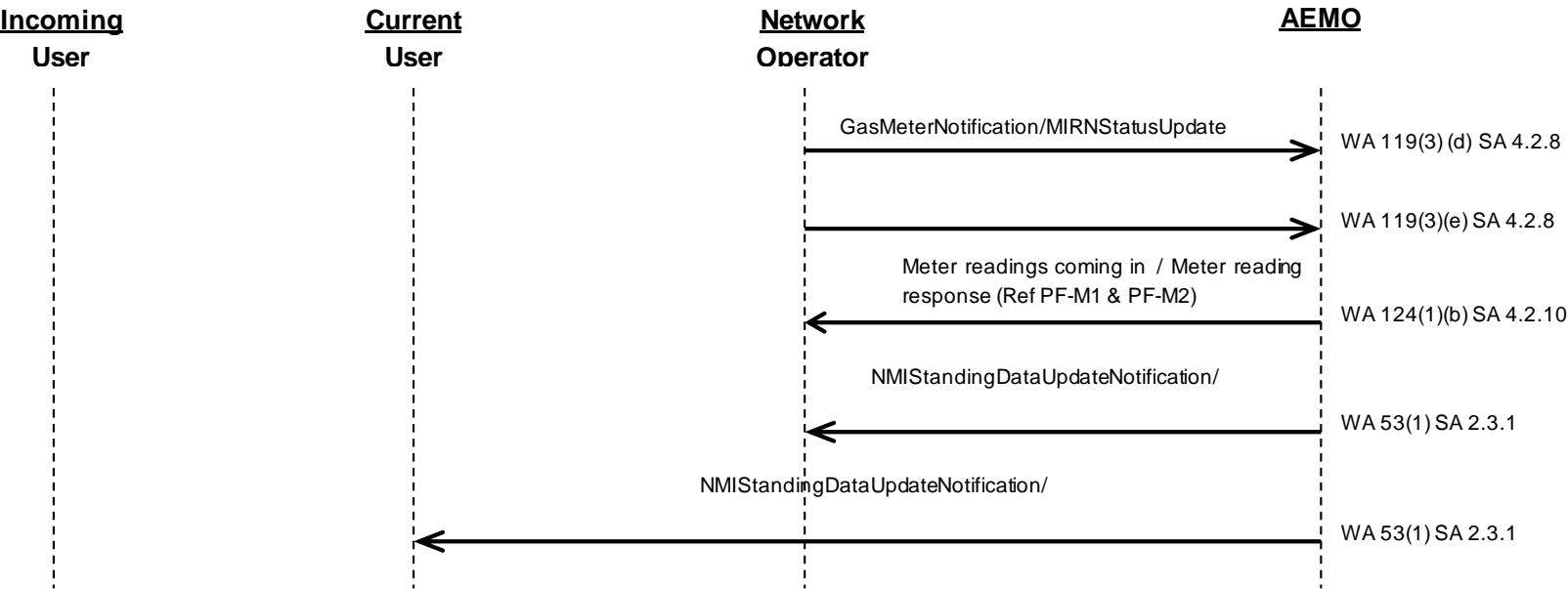
5.12. SD(B2M) - R8: Disconnection (Clean)

Disconnection (Clean) (RMP WA 107(3)(d), 111(6)(d)) (RMP SA 4.2.1(f), 4.2.2, 4.2.4)



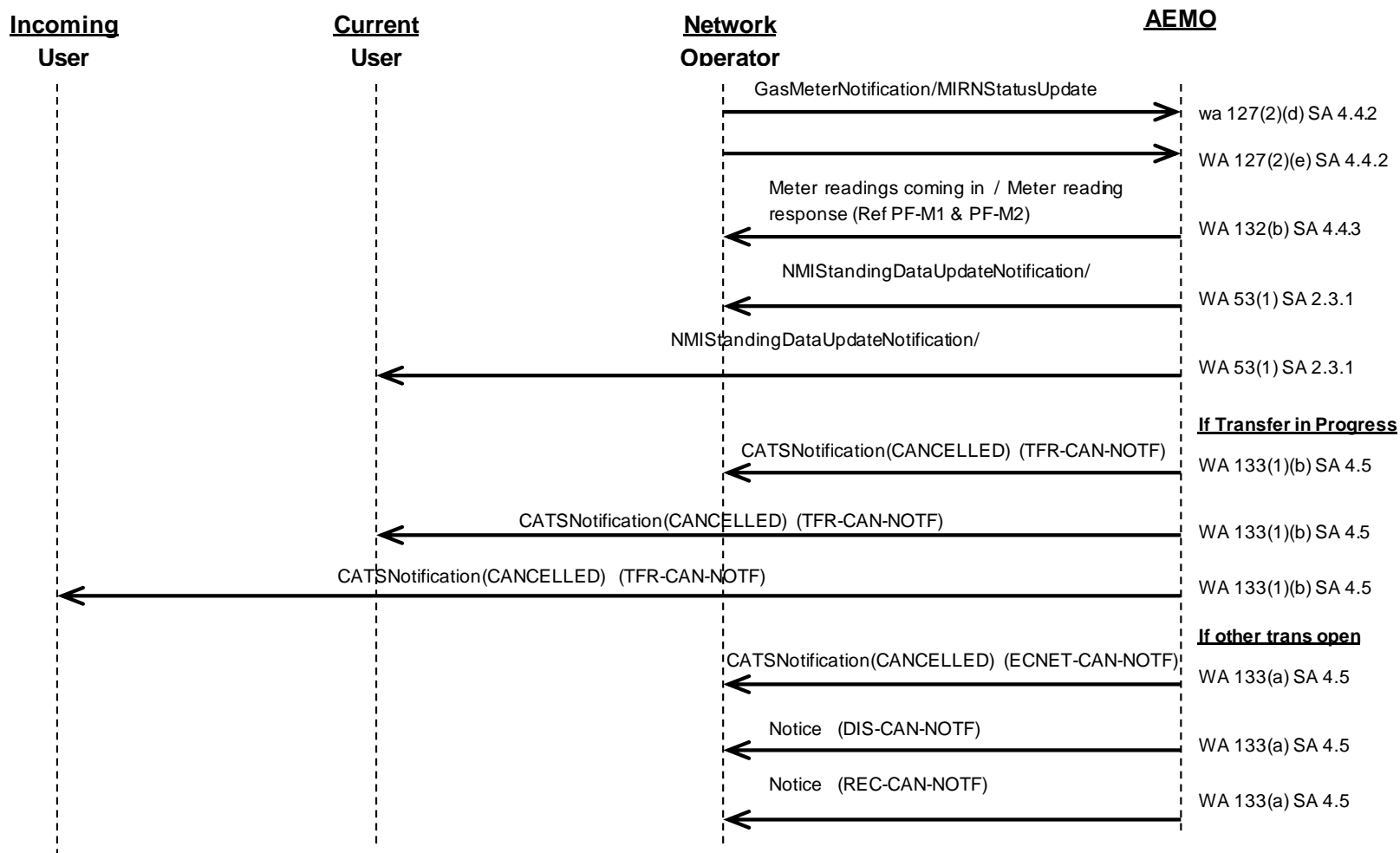
5.13. SD(B2M) - R9: Reconnection (Clean)

Reconnection (Clean) (RMP WA 119(3)(c)) (RMP SA 4.2.8)



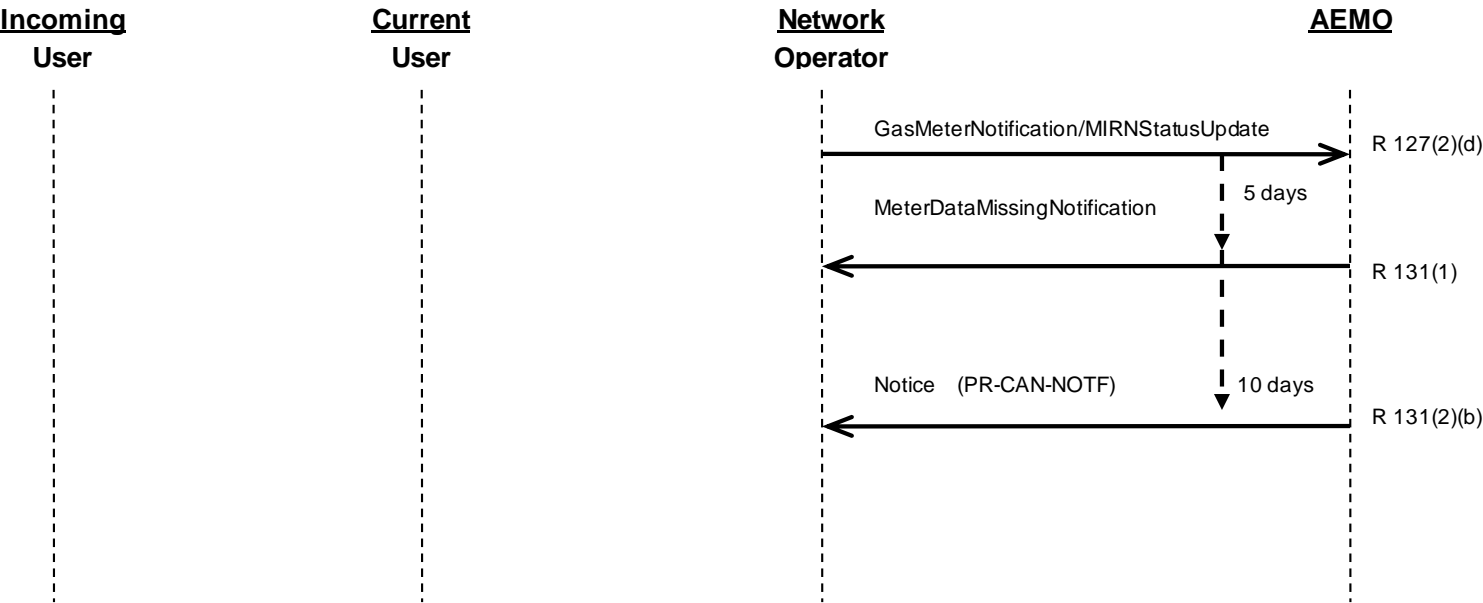
5.14. SD(B2M) - R10: Permanent Removal (Clean)

Permanent Removal (Clean) (RMP WA 127(2)(d)) (RMP SA 4.4.2)



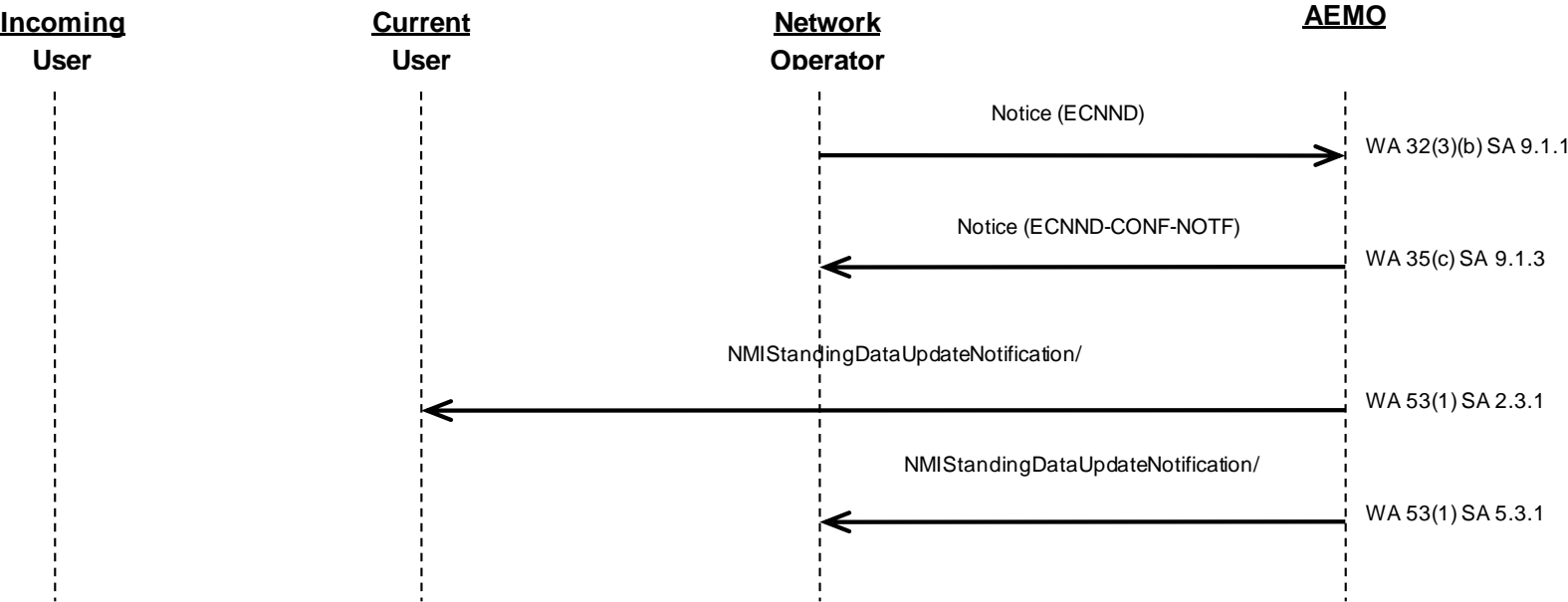
5.15. SD(B2M) - R11: Permanent Removal (Fail To Get Read) (Western Australia Only)

Permanent Removal (Fail to get read) (*RMP 127(2)(d) & 131(1)*)



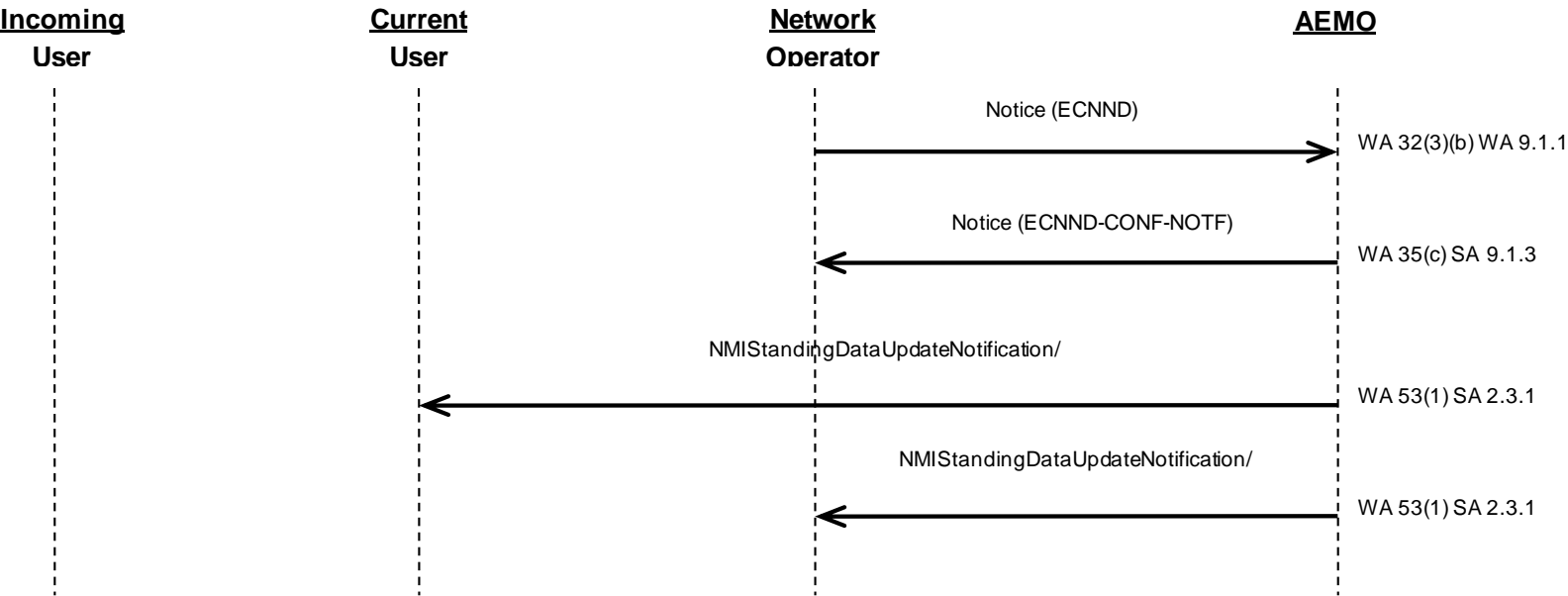
5.16. SD(B2M) - R12: Error Correction For Permanent Removal

Error Correction for Permanent Removal (*RMP WA 32, 35 & 53*) (*RMP SA 9.1.1, 9.1.3, 2.3.1*)



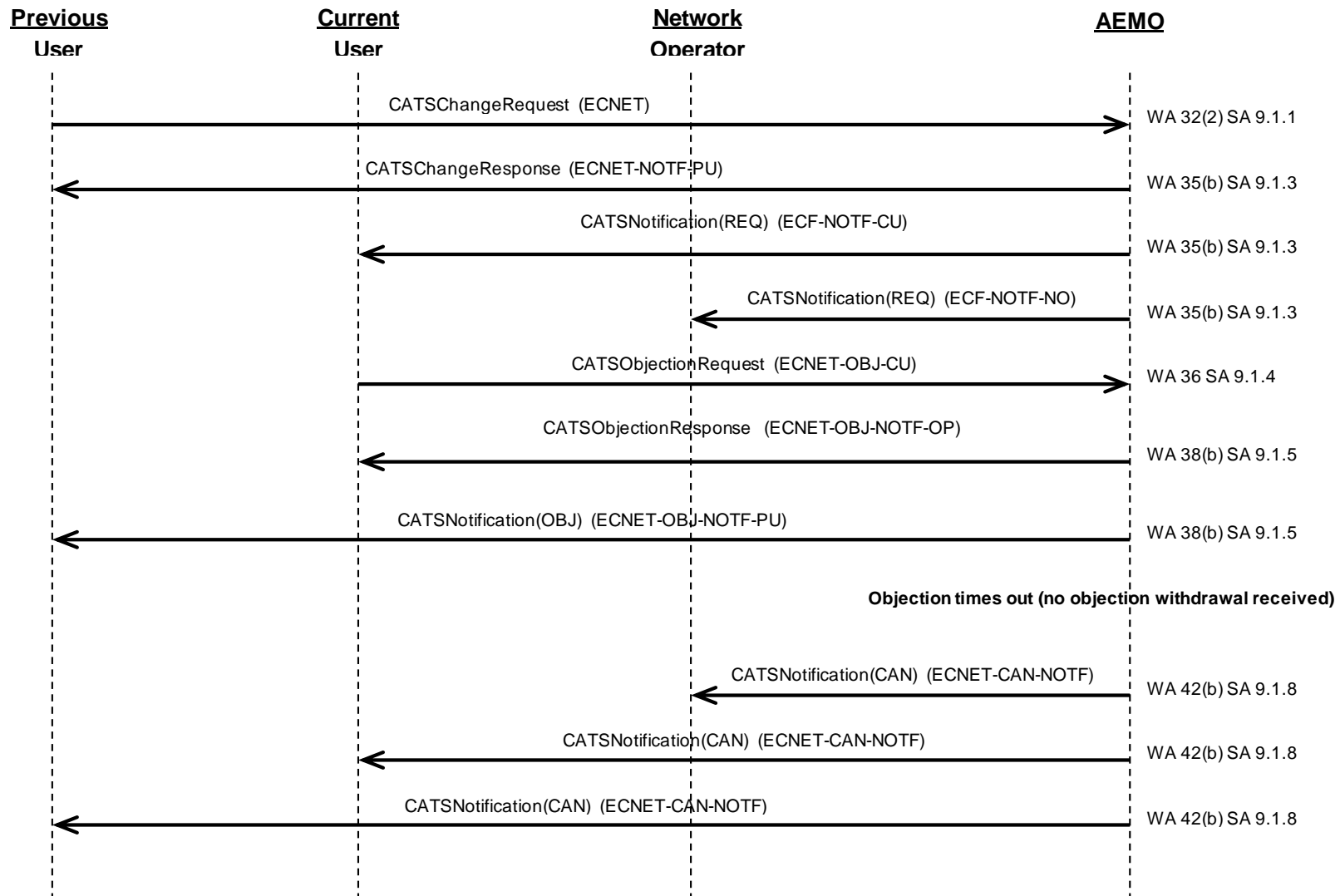
5.17. SD(B2M) - R13: Error Correction For New Connection

Error Correction for New Connection




5.18. SD(B2M) - R14: Error Correction Of Transfer With Objection Received From Network Operator

Error Correction of transfer (initiated by Previous User) with Objection Received from Current User (with objection timeout)



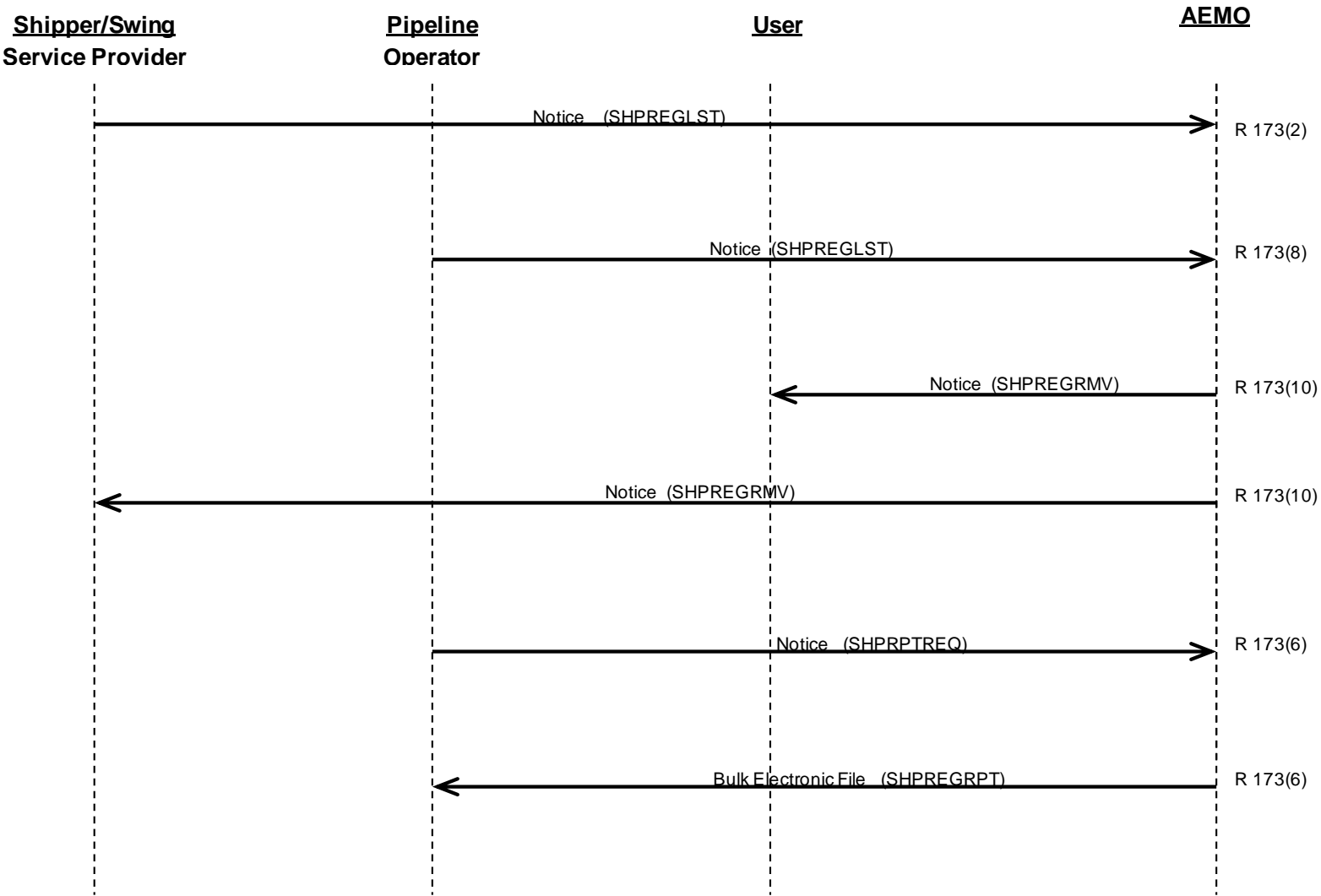
5.19. SD(B2M) - BAR2: Allocation Instructions

Allocation Instructions (*RMP WA 184 & 188*) (*RMP SA NPR & 8.3.2*)



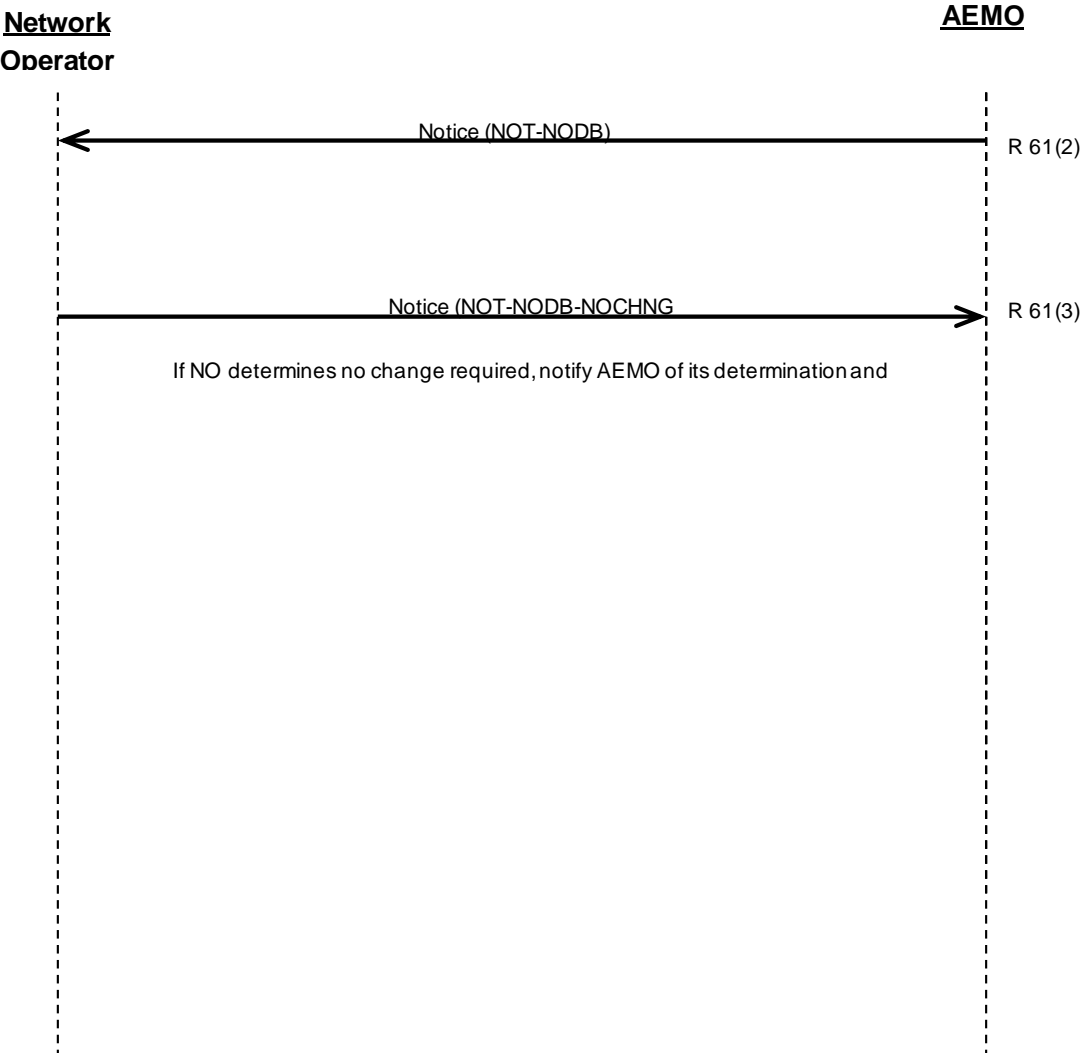
5.20. SD(B2M) - BAR3: Shipper Register

Shipper Register (*RMP WA 173*) (*RMP SA 8.1.3*)



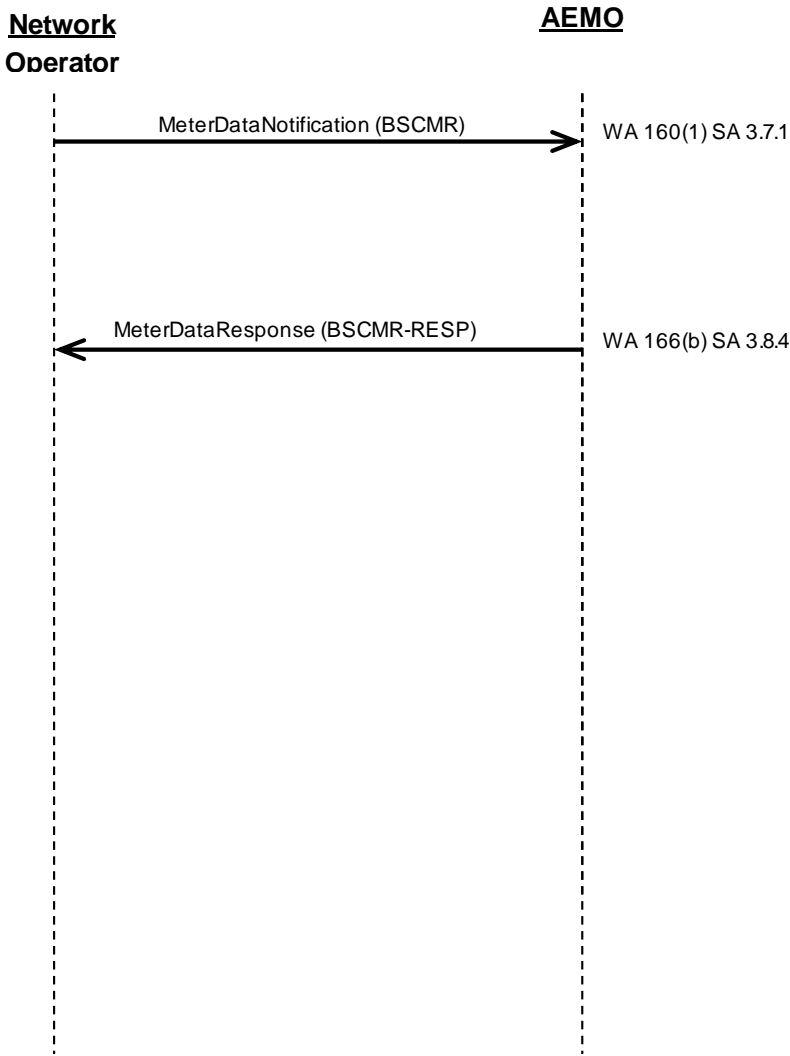
5.21. SD(B2M) - DB1: Keeping Network Operator Databases Accurate

Keeping Network Operator Databases Accurate (*RMP WA 61*) (*RMP SA NPR*)



5.22. SD(B2M) - DB2: Provision Of Metering Data For Basic-Metered Delivery Points

Provision of Metering Data for Basic-Metered Delivery Points (*RMP WA 160(1)*) (*RMP SA 3.7.1*)



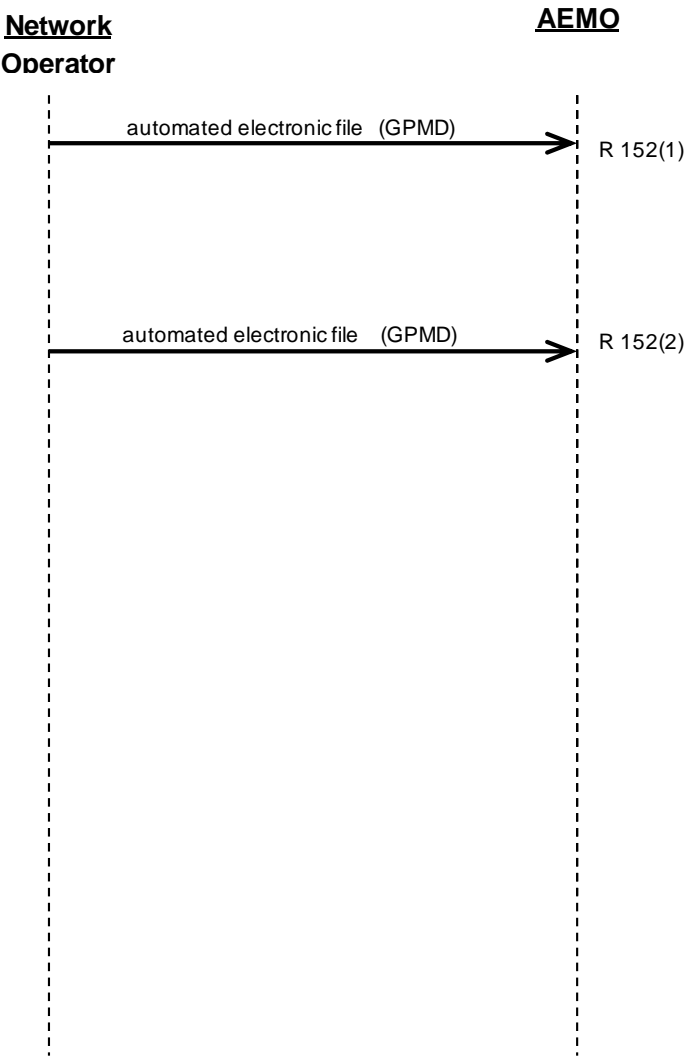
5.23. SD(B2M) - DB3: Provision Of Metering Data For Interval-Metered Delivery Points

Provision of Metering Data for Interval-Metered Delivery Points (*RMP WA 160(2)*) (*RMP SA 3.7.1*)




5.24. SD(B2M) - DB4: Provision Of Gate-Point Metering Data

Provision of Gate-Point Metering Data (*RMP WA 152*) (*RMP SA 3.3.2*)



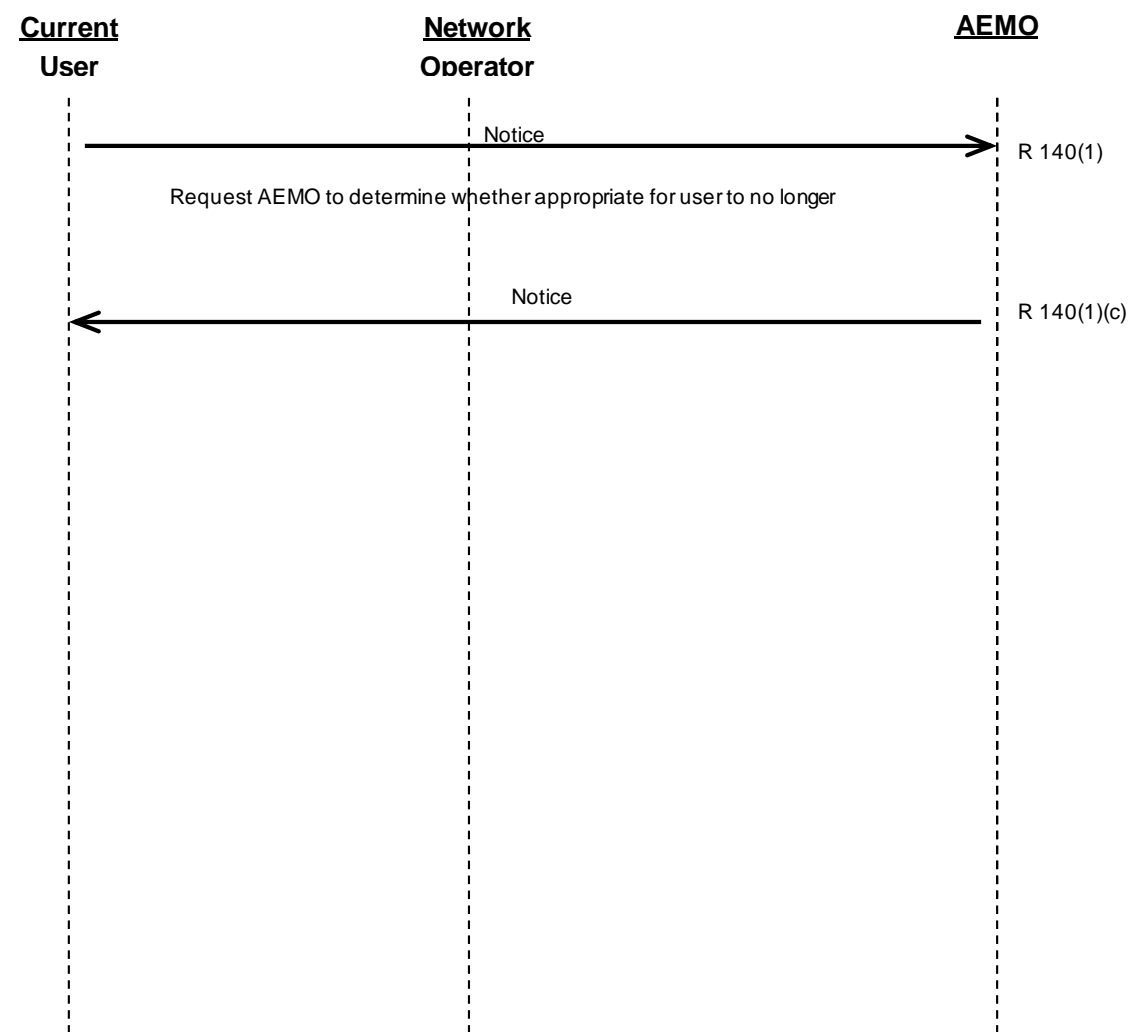
5.25. SD(B2M) - DB5: Above 10 TJ Determination (WA only)

Above 10 TJ Determination (*RMP 138, 139*)



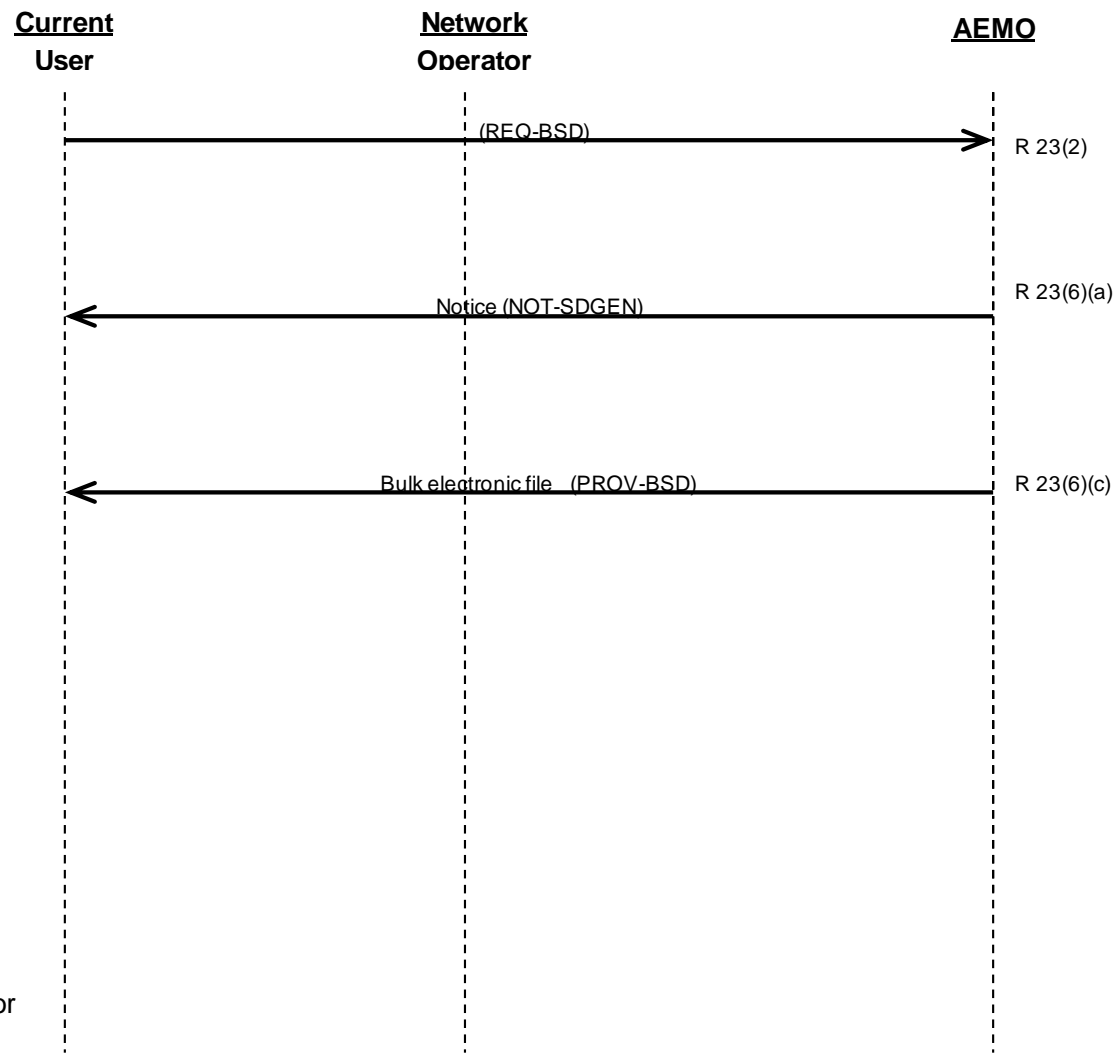
5.26. SD(B2M) - DB6: Below 10 TJ Determination (WA only)

Below 10 TJ Determination (*RMP 140*)



5.27. SD(B2M) – DB7: Request For Bulk Standing Data

Request for Bulk Standing Data (*RMP WA 23*) (*RMP SA NPR*)




Notes:

- Shows participant requested information. AEMO also provides quarterly.
- Same process followed if Network Operator requests bulk information.

5.28. SD(B2M) – DB8: Request For Historical Standing Data (Clean)

Request for Historical Standing Data (Clean) (RMP 56, 57) (RMP SA NPR) (1)



Notes:

- (1)“Clean” = no rejection of request.
- (2) Network Operator may also make request of this type.